Folk art elf with birds

Needlepoint pattern | 104 x 104 stitches | 8 x 8 in (20.3 x 20.3 cm) on 13 mesh | 17 colors



How to stitch it



1. Each square is one tent stitch, up at 1, down at 2. Lines in continental, right to left, the canvas upside down for the next row; wide areas in basketweave.
2. Cut 18 in of thread. Start and end it without a knot left behind.
3. Mark the middle of the canvas. It is the outlined square on page 2, column 52, row 52 (DMC 945): start there. Count threads, not holes.
4. Go on from it: picture first, background last. Gray squares are on two pages: stitch them once.
5. Last, two more rows all round, each stitch in the color it lies beside: the seam hides them.

First time? How to needlepoint: flossfield.com/needlepoint/guides/how-to-start/
How to read a chart: flossfield.com/needlepoint/guides/how-to-read-a-chart/

What you need

Canvas: blank mono canvas, 13 mesh (13 threads to the inch), cut 12.5 in square (31.8 cm).

Needle: blunt tapestry, size 20. Also masking tape for the cut edges, and small scissors.

Thread: six-strand floss, 17 colors, about 28 skeins in all (an estimate). Stitch with 7 strands (8 if canvas shows).

Make it a pillow: backing fabric, an insert the size of the stitching or an inch larger, and cord or piping for the edge. How to finish a pillow.

Thread list, DMC

			stitches	skeins
●	3808	Ultra Very Dark Turquoise	4,834	9
■	3823	Ultra Pale Yellow	1,712	3
▲	321	Red	914	2
◆	312	Very Dark Baby Blue	476	1
▼	300	Very Dark Mahogany	462	1
★	702	Kelly Green	448	1
❖	945	Tawny	440	1
X	704	Bright Chartreuse	438	1
H	3820	Dark Straw	326	1
+	920	Medium Copper	172	1
=	3755	Baby Blue	164	1
Z	350	Medium Coral	132	1
A	3771	Ultra Very Light Terra Cotta	96	1
V	3841	Pale Baby Blue	78	1
T	3371	Black Brown	62	1
N	352	Light Coral	34	1
S	783	Medium Topaz	28	1

Skeins are estimates, with the two extra rows: the thread a stitch takes on the front and back of 13 mesh canvas, plus 30 percent, rounded up for each color.

Thread colors are approximate screen matches to DMC numbers. Check against real thread before you buy.

For your own stitching, gifts and handmade pieces you sell. Do not resell or share this PDF or copies of it.

Folk art elf with birds

Needlepoint pattern

Columns 1 to 56, rows 1 to 104. Start at the red outline

This page is the dark part of the chart



Key

- **DMC 3808** Ultra Very Dark Turquoise
- **DMC 3823** Ultra Pale Yellow
- **DMC 321** Red
- **DMC 312** Very Dark Baby Blue
- **DMC 300** Very Dark Mahogany
- **DMC 702** Kelly Green
- **DMC 945** Tawny
- **DMC 704** Bright Chartreuse
- **DMC 3820** Dark Straw
- **DMC 920** Medium Copper
- **DMC 3755** Baby Blue
- **DMC 350** Medium Coral
- **DMC 3771** Ultra Very Light Terra Cotta
- **DMC 3841** Pale Baby Blue
- **DMC 3371** Black Brown
- **DMC 352** Light Coral
- **DMC 783** Medium Topaz

Folk art elf with birds

Needlepoint pattern

Columns 57 to 104, rows 1 to 104. Gray squares: charted already, do not stitch again

This page is the dark part of the chart



Key

- **DMC 3808** Ultra Very Dark Turquoise
- **DMC 3823** Ultra Pale Yellow
- **DMC 321** Red
- **DMC 312** Very Dark Baby Blue
- **DMC 300** Very Dark Mahogany
- **DMC 702** Kelly Green
- **DMC 945** Tawny
- **DMC 704** Bright Chartreuse
- **DMC 3820** Dark Straw
- **DMC 920** Medium Copper
- **DMC 3755** Baby Blue
- **DMC 350** Medium Coral
- **DMC 3771** Ultra Very Light Terra Cotta
- **DMC 3841** Pale Baby Blue
- **DMC 3371** Black Brown
- **DMC 352** Light Coral
- **DMC 783** Medium Topaz