Folk art first aid chest

Needlepoint pattern | 90 x 90 stitches | 5 x 5 in (12.7 x 12.7 cm) on 18 mesh | 17 colors



How to stitch it



1. Each square is one tent stitch, up at 1, down at 2. Lines in continental, right to left, the canvas upside down for the next row; wide areas in basketweave.
2. Cut 18 in of thread. Start and end it without a knot left behind.
3. Mark the middle of the canvas. It is the outlined square on page 2, column 45, row 45 (DMC 3830): start there. Count threads, not holes.
4. Go on from it: picture first, background last. Gray squares are on two pages: stitch them once.
5. Last, two more rows all round, each stitch in the color it lies beside: the opening's edge hides them.

First time? How to needlepoint: flossfield.com/needlepoint/guides/how-to-start/
How to read a chart: flossfield.com/needlepoint/guides/how-to-read-a-chart/

What you need

Canvas: blank mono canvas, 18 mesh (18 threads to the inch), cut 9.5 in square (24.1 cm).

Needle: blunt tapestry, size 22. Also masking tape for the cut edges, and small scissors.

Thread: six-strand floss, 17 colors, about 18 skeins in all (an estimate). Stitch with 4 strands (5 or 6 if canvas shows).

Fit it into a lid: the box or tray, acid-free board and backing. Measure the opening first.
How to fit it into a lid.

Thread list, DMC

			stitches	skeins
●	**677**	Very Light Old Gold	1,952	2
■	**355**	Dark Terra Cotta	1,098	1
▲	**712**	Cream	806	1
◆	**3750**	Very Dark Antique Blue	758	1
▼	**729**	Medium Old Gold	704	1
★	**3830**	Terra Cotta	542	1
❖	**3371**	Black Brown	404	1
X	**936**	Very Dark Avocado Green	402	1
H	**931**	Medium Antique Blue	304	1
+	**3346**	Hunter Green	214	1
=	**3777**	Very Dark Terra Cotta	212	1
Z	**680**	Dark Old Gold	192	1
A	**470**	Light Avocado Green	180	1
V	**BLANC**	White	132	1
T	**676**	Light Old Gold	88	1
N	**890**	Ultra Dark Pistachio Green	72	1
S	**3778**	Light Terra Cotta	40	1

Skeins are estimates, with the two extra rows: the thread a stitch takes on the front and back of 18 mesh canvas, plus 30 percent, rounded up for each color.

Thread colors are approximate screen matches to DMC numbers. Check against real thread before you buy.

For your own stitching, gifts and handmade pieces you sell. Do not resell or share this PDF or copies of it.

Folk art first aid chest Needlepoint pattern

Columns 1 to 49, rows 1 to 90. Start at the red outline

This page is the dark part of the chart





Key

- ● **DMC 677** Very Light Old Gold
- ■ **DMC 355** Dark Terra Cotta
- ▲ **DMC 712** Cream
- ◆ **DMC 3750** Very Dark Antique Blue
- ▼ **DMC 729** Medium Old Gold
- ★ **DMC 3830** Terra Cotta
- ❖ **DMC 3371** Black Brown
- X **DMC 936** Very Dark Avocado Green
- H **DMC 931** Medium Antique Blue
- \+ **DMC 3346** Hunter Green
- = **DMC 3777** Very Dark Terra Cotta
- Z **DMC 680** Dark Old Gold
- A **DMC 470** Light Avocado Green
- V **DMC BLANC** White
- T **DMC 676** Light Old Gold
- N **DMC 890** Ultra Dark Pistachio Green
- S **DMC 3778** Light Terra Cotta

Folk art first aid chest Needlepoint pattern

Columns 50 to 90, rows 1 to 90. Gray squares: charted already, do not stitch again

This page is the dark part of the chart



Key

- ● **DMC 677** Very Light Old Gold
- ■ **DMC 355** Dark Terra Cotta
- ▲ **DMC 712** Cream
- ◆ **DMC 3750** Very Dark Antique Blue
- ▼ **DMC 729** Medium Old Gold
- ★ **DMC 3830** Terra Cotta
- ❖ **DMC 3371** Black Brown
- X **DMC 936** Very Dark Avocado Green
- H **DMC 931** Medium Antique Blue
- \+ **DMC 3346** Hunter Green
- = **DMC 3777** Very Dark Terra Cotta
- Z **DMC 680** Dark Old Gold
- A **DMC 470** Light Avocado Green
- V **DMC BLANC** White
- T **DMC 676** Light Old Gold
- N **DMC 890** Ultra Dark Pistachio Green
- S **DMC 3778** Light Terra Cotta