Folk art frog with tulips and birds

Needlepoint pattern | 140 x 140 stitches | 14 x 14 in (35.6 x 35.6 cm) on 10 mesh | 16 colors



How to stitch it



1. Each square is one tent stitch, up at 1, down at 2. Lines in continental, right to left, the canvas upside down for the next row; wide areas in basketweave.
2. Cut 18 in of thread. Start and end it without a knot left behind.
3. Mark the middle of the canvas. It is the outlined square on page 2, column 70, row 70 (DMC 3810): start there. Count threads, not holes.
4. Go on from it: picture first, background last. Gray squares are on two pages: stitch them once.
5. Last, two more rows all round in DMC 823: the seam hides them.

First time? How to needlepoint: flossfield.com/needlepoint/guides/how-to-start/
How to read a chart: flossfield.com/needlepoint/guides/how-to-read-a-chart/

What you need

Canvas: blank mono canvas, 10 mesh (10 threads to the inch), cut 18.5 in square (47 cm).

Needle: blunt tapestry, size 18. Also masking tape for the cut edges, and small scissors.

Thread: pearl cotton size 3, 16 colors, about 40 skeins in all (an estimate). Stitch with 2 lengths together.

Make it a pillow: backing fabric, an insert the size of the stitching or an inch larger, and cord or piping for the edge. How to finish a pillow.

Thread list, DMC

			stitches	skeins
●	**823**	Dark Navy Blue	7,758	14
■	**3823**	Ultra Pale Yellow	2,834	5
▲	**3810**	Dark Turquoise	2,020	4
◆	**3811**	Very Light Turquoise	1,106	2
▼	**783**	Medium Topaz	1,052	2
★	**3364**	Pine Green	1,048	2
❖	**3830**	Terra Cotta	688	2
X	**3820**	Dark Straw	580	1
H	**3362**	Dark Pine Green	536	1
+	**3809**	Very Dark Turquoise	482	1
=	**322**	Dark Baby Blue	462	1
Z	**3325**	Light Baby Blue	292	1
A	**355**	Dark Terra Cotta	288	1
V	**3822**	Light Straw	206	1
T	**758**	Very Light Terra Cotta	176	1
N	**336**	Navy Blue	72	1

Skeins are estimates, with the two extra rows: the thread a stitch takes on the front and back of 10 mesh canvas, plus 30 percent, rounded up for each color.

Thread colors are approximate screen matches to DMC numbers. Check against real thread before you buy.

For your own stitching, gifts and handmade pieces you sell. Do not resell or share this PDF or copies of it.

Folk art frog with tulips and birds Needlepoint pattern

Columns 1 to 74, rows 1 to 74. Start at the red outline

This page is the dark part of the chart



Key

- **DMC 823** Dark Navy Blue
- **DMC 3823** Ultra Pale Yellow
- **DMC 3810** Dark Turquoise
- **DMC 3811** Very Light Turquoise
- **DMC 783** Medium Topaz
- **DMC 3364** Pine Green
- **DMC 3830** Terra Cotta
- **DMC 3820** Dark Straw
- **DMC 3362** Dark Pine Green
- **DMC 322** Dark Baby Blue
- **DMC 3325** Light Baby Blue
- **DMC 355** Dark Terra Cotta
- **DMC 758** Very Light Terra Cotta
- **DMC 336** Navy Blue

Folk art frog with tulips and birds Needlepoint pattern

Columns 75 to 140, rows 1 to 74. Gray squares: charted already, do not stitch again

This page is the dark part of the chart



Key

- **DMC 823** Dark Navy Blue
- **DMC 3823** Ultra Pale Yellow
- **DMC 3810** Dark Turquoise
- **DMC 3811** Very Light Turquoise
- **DMC 783** Medium Topaz
- **DMC 3364** Pine Green
- **DMC 3830** Terra Cotta
- **DMC 3820** Dark Straw
- **DMC 3362** Dark Pine Green
- **DMC 322** Dark Baby Blue
- **DMC 3325** Light Baby Blue
- **DMC 355** Dark Terra Cotta
- **DMC 758** Very Light Terra Cotta
- **DMC 336** Navy Blue

Folk art frog with tulips and birds

Needlepoint pattern

Columns 1 to 74, rows 75 to 140. Gray squares: charted already, do not stitch again

This page is the dark part of the chart



Key

- **DMC 823** Dark Navy Blue
- **DMC 3823** Ultra Pale Yellow
- **DMC 3810** Dark Turquoise
- **DMC 3811** Very Light Turquoise
- **DMC 783** Medium Topaz
- **DMC 3364** Pine Green
- **DMC 3830** Terra Cotta
- **DMC 3820** Dark Straw
- **DMC 3362** Dark Pine Green
- **DMC 3809** Very Dark Turquoise
- **DMC 322** Dark Baby Blue
- **DMC 3325** Light Baby Blue
- **DMC 355** Dark Terra Cotta
- **DMC 3822** Light Straw
- **DMC 758** Very Light Terra Cotta

Folk art frog with tulips and birds

Needlepoint pattern

Columns 75 to 140, rows 75 to 140. Gray squares: charted already, do not stitch again

This page is the dark part of the chart



Key

- **DMC 823** Dark Navy Blue
- **DMC 3823** Ultra Pale Yellow
- **DMC 3810** Dark Turquoise
- **DMC 3811** Very Light Turquoise
- **DMC 783** Medium Topaz
- **DMC 3364** Pine Green
- **DMC 3830** Terra Cotta
- **DMC 3820** Dark Straw
- **DMC 3362** Dark Pine Green
- **DMC 3809** Very Dark Turquoise
- **DMC 322** Dark Baby Blue
- **DMC 3325** Light Baby Blue
- **DMC 355** Dark Terra Cotta
- **DMC 3822** Light Straw
- **DMC 758** Very Light Terra Cotta