Folk art geranium

Needlepoint pattern | 72 x 72 stitches | 4 x 4 in (10.2 x 10.2 cm) on 18 mesh | 11 colors



How to stitch it



1. Each square is one tent stitch, up at 1, down at 2. Lines in continental, right to left, the canvas upside down for the next row; wide areas in basketweave.
2. Cut 18 in of thread. Start and end it without a knot left behind.
3. Mark the middle of the canvas. It is the outlined square, column 36, row 36 (DMC 702): start there. Count threads, not holes.
4. Go on from it: picture first, background last. End the thread before crossing another color.
5. Last, two more rows all round, each stitch in the color it lies beside: the board's edge hides them.

First time? How to needlepoint: flossfield.com/needlepoint/guides/how-to-start/
How to read a chart: flossfield.com/needlepoint/guides/how-to-read-a-chart/

What you need

Canvas: blank mono canvas, 18 mesh (18 threads to the inch), cut 8.5 in square (21.6 cm).

Needle: blunt tapestry, size 22. Also masking tape for the cut edges, and small scissors.

Thread: six-strand floss, 11 colors, about 13 skeins in all (an estimate). Stitch with 4 strands (5 or 6 if canvas shows).

Make it an ornament: board, thin batting, backing fabric and twisted cord.
How to finish an ornament.

Thread list, DMC

			stitches	skeins
●	**ECRU**	Ecru	2,533	3
X	**905**	Dark Parrot Green	491	1
■	**666**	Bright Red	427	1
=	**356**	Medium Terra Cotta	406	1
+	**920**	Medium Copper	401	1
❖	**702**	Kelly Green	176	1
◆	**738**	Very Light Tan	171	1
★	**890**	Ultra Dark Pistachio Green	168	1
▼	**498**	Dark Red	162	1
H	**700**	Bright Green	141	1
▲	**814**	Dark Garnet	108	1

Skeins are estimates, with the two extra rows: the thread a stitch takes on the front and back of 18 mesh canvas, plus 30 percent, rounded up for each color.

Thread colors are approximate screen matches to DMC numbers. Check against real thread before you buy.

For your own stitching, gifts and handmade pieces you sell. Do not resell or share this PDF or copies of it.

Folk art geranium Needlepoint pattern

Chart: 72 x 72 stitches. Start at the red outline



Key

- ● **DMC ECRU** Ecru
- X **DMC 905** Dark Parrot Green
- ■ **DMC 666** Bright Red
- = **DMC 356** Medium Terra Cotta
- \+ **DMC 920** Medium Copper
- ❖ **DMC 702** Kelly Green
- ◆ **DMC 738** Very Light Tan
- ★ **DMC 890** Ultra Dark Pistachio Green
- ▼ **DMC 498** Dark Red
- H **DMC 700** Bright Green
- ▲ **DMC 814** Dark Garnet