Folk art globe with two birds

Needlepoint pattern | 140 x 140 stitches | 14 x 14 in (35.6 x 35.6 cm) on 10 mesh | 11 colors



How to stitch it



1. Each square is one tent stitch, up at 1, down at 2. Lines in continental, right to left, the canvas upside down for the next row; wide areas in basketweave.
2. Cut 18 in of thread. Start and end it without a knot left behind.
3. Mark the middle of the canvas. It is the outlined square on page 2, column 70, row 70 (DMC 783): start there. Count threads, not holes.
4. Go on from it: picture first, background last. Gray squares are on two pages: stitch them once.
5. Last, two more rows all round in DMC 321: the seam hides them.

First time? How to needlepoint: flossfield.com/needlepoint/guides/how-to-start/
How to read a chart: flossfield.com/needlepoint/guides/how-to-read-a-chart/

What you need

Canvas: blank mono canvas, 10 mesh (10 threads to the inch), cut 18.5 in square (47 cm).

Needle: blunt tapestry, size 18. Also masking tape for the cut edges, and small scissors.

Thread: pearl cotton size 3, 11 colors, about 37 skeins in all (an estimate). Stitch with 2 lengths together.

Make it a pillow: backing fabric, an insert the size of the stitching or an inch larger, and cord or piping for the edge. How to finish a pillow.

Thread list, DMC

			stitches	skeins
●	**939**	Very Dark Navy Blue	6,192	10
■	**321**	Red	4,531	9
▲	**746**	Off White	2,633	4
◆	**783**	Medium Topaz	2,306	4
▼	**995**	Dark Electric Blue	1,778	3
★	**3325**	Light Baby Blue	721	2
❖	**700**	Bright Green	558	1
X	**814**	Dark Garnet	449	1
H	**703**	Chartreuse	386	1
+	**3706**	Medium Melon	36	1
=	**780**	Ultra Very Dark Topaz	10	1

Skeins are estimates, with the two extra rows: the thread a stitch takes on the front and back of 10 mesh canvas, plus 30 percent, rounded up for each color.

Thread colors are approximate screen matches to DMC numbers. Check against real thread before you buy.

For your own stitching, gifts and handmade pieces you sell. Do not resell or share this PDF or copies of it.

Folk art globe with two birds

Needlepoint pattern

Columns 1 to 74, rows 1 to 74. Start at the red outline

This page is the dark part of the chart



Key

- **DMC 939** Very Dark Navy Blue
- **DMC 321** Red
- **DMC 746** Off White
- **DMC 783** Medium Topaz
- **DMC 995** Dark Electric Blue
- **DMC 3325** Light Baby Blue
- **DMC 700** Bright Green
- **DMC 814** Dark Garnet
- **DMC 703** Chartreuse
- **DMC 3706** Medium Melon

Folk art globe with two birds

Needlepoint pattern

Columns 75 to 140, rows 1 to 74. Gray squares: charted already, do not stitch again

This page is the dark part of the chart



Key

- **DMC 939** Very Dark Navy Blue
- **DMC 321** Red
- **DMC 746** Off White
- **DMC 783** Medium Topaz
- **DMC 995** Dark Electric Blue
- **DMC 3325** Light Baby Blue
- **DMC 700** Bright Green
- **DMC 814** Dark Garnet
- **DMC 703** Chartreuse

Folk art globe with two birds Needlepoint pattern

Columns 1 to 74, rows 75 to 140. Gray squares: charted already, do not stitch again

This page is the dark part of the chart



Key

- **DMC 939** Very Dark Navy Blue
- **DMC 321** Red
- **DMC 746** Off White
- **DMC 783** Medium Topaz
- **DMC 995** Dark Electric Blue
- **DMC 3325** Light Baby Blue
- **DMC 700** Bright Green
- **DMC 814** Dark Garnet
- **DMC 703** Chartreuse
- **DMC 780** Ultra Very Dark Topaz

Folk art globe with two birds

Needlepoint pattern

Columns 75 to 140, rows 75 to 140. Gray squares: charted already, do not stitch again

This page is the dark part of the chart



Key

- **DMC 939** Very Dark Navy Blue
- **DMC 321** Red
- **DMC 746** Off White
- **DMC 783** Medium Topaz
- **DMC 995** Dark Electric Blue
- **DMC 3325** Light Baby Blue
- **DMC 700** Bright Green
- **DMC 814** Dark Garnet
- **DMC 703** Chartreuse
- **DMC 780** Ultra Very Dark Topaz