Folk art house

Needlepoint pattern | 72 x 72 stitches | 4 x 4 in (10.2 x 10.2 cm) on 18 mesh | 11 colors



How to stitch it



1. Each square is one tent stitch, up at 1, down at 2. Lines in continental, right to left, the canvas upside down for the next row; wide areas in basketweave.
2. Cut 18 in of thread. Start and end it without a knot left behind.
3. Mark the middle of the canvas. It is the outlined square, column 36, row 36 (DMC 3325): start there. Count threads, not holes.
4. Go on from it: picture first, background last. End the thread before crossing another color.
5. Last, two more rows all round, each stitch in the color it lies beside: the board's edge hides them.

First time? How to needlepoint: flossfield.com/needlepoint/guides/how-to-start/
How to read a chart: flossfield.com/needlepoint/guides/how-to-read-a-chart/

What you need

Canvas: blank mono canvas, 18 mesh (18 threads to the inch), cut 8.5 in square (21.6 cm).

Needle: blunt tapestry, size 22. Also masking tape for the cut edges, and small scissors.

Thread: six-strand floss, 11 colors, about 12 skeins in all (an estimate). Stitch with 4 strands (5 or 6 if canvas shows).

Make it an ornament: board, thin batting, backing fabric and twisted cord.
How to finish an ornament.

Thread list, DMC

			stitches	skeins
●	**815**	Medium Garnet	1,950	2
■	**3865**	Winter White	600	1
▲	**797**	Royal Blue	494	1
◆	**3325**	Light Baby Blue	484	1
▼	**743**	Medium Yellow	464	1
★	**3833**	Light Raspberry	378	1
❖	**890**	Ultra Dark Pistachio Green	360	1
X	**703**	Chartreuse	342	1
H	**3831**	Dark Raspberry	56	1
+	**741**	Medium Tangerine	54	1
=	**939**	Very Dark Navy Blue	2	1

Skeins are estimates, with the two extra rows: the thread a stitch takes on the front and back of 18 mesh canvas, plus 30 percent, rounded up for each color.

Thread colors are approximate screen matches to DMC numbers. Check against real thread before you buy.

For your own stitching, gifts and handmade pieces you sell. Do not resell or share this PDF or copies of it.

Folk art house

Needlepoint pattern

Chart: 72 x 72 stitches. Start at the red outline



Key

- **DMC 815** Medium Garnet
- **DMC 3865** Winter White
- **DMC 797** Royal Blue
- **DMC 3325** Light Baby Blue
- **DMC 743** Medium Yellow
- **DMC 3833** Light Raspberry
- **DMC 890** Ultra Dark Pistachio Green
- **DMC 703** Chartreuse
- **DMC 3831** Dark Raspberry
- **DMC 741** Medium Tangerine
- **DMC 939** Very Dark Navy Blue