Folk art iced coffee

Needlepoint pattern | 90 x 126 stitches | 5 x 7 in (12.7 x 17.8 cm) on 18 mesh | 18 colors



How to stitch it



1. Each square is one tent stitch, up at 1, down at 2. Lines in continental, right to left, the canvas upside down for the next row; wide areas in basketweave.
2. Cut 18 in of thread. Start and end it without a knot left behind.
3. Mark the middle of the canvas. It is the outlined square on page 2, column 45, row 63 (DMC 775): start there. Count threads, not holes.
4. Go on from it: picture first, background last. Gray squares are on two pages: stitch them once.
5. When it is done, block it square.

First time? How to needlepoint: flossfield.com/needlepoint/guides/how-to-start/
How to read a chart: flossfield.com/needlepoint/guides/how-to-read-a-chart/

What you need

Canvas: blank mono canvas, 18 mesh (18 threads to the inch), cut 9 in wide x 11 in high (22.9 x 27.9 cm).

Needle: blunt tapestry, size 22. Also masking tape for the cut edges, and small scissors.

Thread: six-strand floss, 18 colors, about 22 skeins in all (an estimate). Stitch with 4 strands (5 or 6 if canvas shows).

Frame it: acid-free board and a frame.
How to frame needlepoint.

Thread list, DMC

			stitches	skeins
●	**3808**	Ultra Very Dark Turquoise	3,386	3
■	**321**	Red	1,872	2
▲	**712**	Cream	1,272	2
◆	**3761**	Light Sky Blue	761	1
▼	**905**	Dark Parrot Green	570	1
★	**898**	Very Dark Coffee Brown	465	1
❖	**704**	Bright Chartreuse	400	1
X	**3810**	Dark Turquoise	330	1
H	**775**	Very Light Baby Blue	322	1
+	**725**	Medium Light Topaz	306	1
=	**435**	Very Light Brown	279	1
Z	**BLANC**	White	269	1
A	**3755**	Baby Blue	261	1
V	**433**	Medium Brown	259	1
T	**782**	Dark Topaz	190	1
N	**437**	Light Tan	148	1
S	**815**	Medium Garnet	130	1
K	**3712**	Medium Salmon	120	1

Skeins are estimates: the thread a stitch takes on the front and back of 18 mesh canvas, plus 30 percent, rounded up for each color.
Thread colors are approximate screen matches to DMC numbers. Check against real thread before you buy.
For your own stitching, gifts and handmade pieces you sell. Do not resell or share this PDF or copies of it.

Folk art iced coffee

Needlepoint pattern

Columns 1 to 90, rows 1 to 67. Start at the red outline

This page is the dark part of the chart



Key

- DMC 3808 — Ultra Very Dark Turquoise
- DMC 321 — Red
- DMC 712 — Cream
- DMC 3761 — Light Sky Blue
- DMC 905 — Dark Parrot Green
- DMC 898 — Very Dark Coffee Brown
- DMC 704 — Bright Chartreuse
- DMC 3810 — Dark Turquoise
- DMC 775 — Very Light Baby Blue
- DMC 725 — Medium Light Topaz
- DMC 435 — Very Light Brown
- DMC BLANC — White
- DMC 3755 — Baby Blue
- DMC 815 — Medium Garnet
- DMC 3712 — Medium Salmon

Folk art iced coffee

Needlepoint pattern

Columns 1 to 90, rows 68 to 126. Gray squares: charted already, do not stitch again

This page is the dark part of the chart



Key

- **DMC 3808** Ultra Very Dark Turquoise
- **DMC 321** Red
- **DMC 712** Cream
- **DMC 3761** Light Sky Blue
- **DMC 905** Dark Parrot Green
- **DMC 898** Very Dark Coffee Brown
- **DMC 704** Bright Chartreuse
- **DMC 775** Very Light Baby Blue
- **DMC 725** Medium Light Topaz
- **DMC 435** Very Light Brown
- **DMC 3755** Baby Blue
- **DMC 433** Medium Brown
- **DMC 782** Dark Topaz
- **DMC 437** Light Tan
- **DMC 815** Medium Garnet
- **DMC 3712** Medium Salmon