Folk art jeweled egg

Needlepoint pattern | 140 x 140 stitches | 14 x 14 in (35.6 x 35.6 cm) on 10 mesh | 22 colors



How to stitch it



1. Each square is one tent stitch, up at 1, down at 2. Lines in continental, right to left, the canvas upside down for the next row; wide areas in basketweave.
2. Cut 18 in of thread. Start and end it without a knot left behind.
3. Mark the middle of the canvas. It is the outlined square on page 2, column 70, row 70 (DMC 3810): start there. Count threads, not holes.
4. Go on from it: picture first, background last. Gray squares are on two pages: stitch them once.
5. Last, two more rows all round in DMC 820: the seam hides them.

First time? How to needlepoint: flossfield.com/needlepoint/guides/how-to-start/
How to read a chart: flossfield.com/needlepoint/guides/how-to-read-a-chart/

What you need

Canvas: blank mono canvas, 10 mesh (10 threads to the inch), cut 18.5 in square (47 cm).

Needle: blunt tapestry, size 18. Also masking tape for the cut edges, and small scissors.

Thread: pearl cotton size 3, 22 colors, about 46 skeins in all (an estimate). Stitch with 2 lengths together.

Make it a pillow: backing fabric, an insert the size of the stitching or an inch larger, and cord or piping for the edge. How to finish a pillow.

Thread list, DMC

			stitches	skeins
●	712	Cream	5,410	9
■	820	Very Dark Royal Blue	3,551	8
▲	725	Medium Light Topaz	3,088	5
◆	939	Very Dark Navy Blue	1,383	3
▼	321	Red	1,313	2
★	699	Green	920	2
❖	727	Very Light Topaz	666	2
X	702	Kelly Green	585	1
H	741	Medium Tangerine	397	1
+	783	Medium Topaz	395	1
=	815	Medium Garnet	380	1
Z	3810	Dark Turquoise	345	1
A	823	Dark Navy Blue	309	1
V	946	Medium Burnt Orange	265	1
T	798	Dark Delft Blue	212	1
N	964	Light Seagreen	95	1
S	BLANC	White	85	1
K	780	Ultra Very Dark Topaz	79	1
E	351	Coral	47	1
C	704	Bright Chartreuse	36	1
P	738	Very Light Tan	24	1
U	3808	Ultra Very Dark Turquoise	15	1

Skeins are estimates, with the two extra rows: the thread a stitch takes on the front and back of 10 mesh canvas, plus 30 percent, rounded up for each color.

Thread colors are approximate screen matches to DMC numbers. Check against real thread before you buy.

For your own stitching, gifts and handmade pieces you sell. Do not resell or share this PDF or copies of it.

Folk art jeweled egg

Needlepoint pattern

Columns 1 to 74, rows 1 to 74. Start at the red outline

This page is the dark part of the chart



Key

●	**DMC 712** Cream	X	**DMC 702** Kelly Green	T	**DMC 798** Dark Delft Blue
■	**DMC 820** Very Dark Royal Blue	H	**DMC 741** Medium Tangerine	N	**DMC 964** Light Seagreen
▲	**DMC 725** Medium Light Topaz	+	**DMC 783** Medium Topaz	S	**DMC BLANC** White
◆	**DMC 939** Very Dark Navy Blue	=	**DMC 815** Medium Garnet	E	**DMC 351** Coral
▼	**DMC 321** Red	Z	**DMC 3810** Dark Turquoise	C	**DMC 704** Bright Chartreuse
★	**DMC 699** Green	A	**DMC 823** Dark Navy Blue	P	**DMC 738** Very Light Tan
❖	**DMC 727** Very Light Topaz	V	**DMC 946** Medium Burnt Orange	U	**DMC 3808** Ultra Very Dark Turquoise

Folk art jeweled egg Needlepoint pattern

Columns 75 to 140, rows 1 to 74. Gray squares: charted already, do not stitch again

This page is the dark part of the chart



Key

- ● **DMC 712** Cream
- ■ **DMC 820** Very Dark Royal Blue
- ▲ **DMC 725** Medium Light Topaz
- ◆ **DMC 939** Very Dark Navy Blue
- ▼ **DMC 321** Red
- ★ **DMC 699** Green
- ❖ **DMC 727** Very Light Topaz
- X **DMC 702** Kelly Green
- H **DMC 741** Medium Tangerine
- \+ **DMC 783** Medium Topaz
- = **DMC 815** Medium Garnet
- Z **DMC 3810** Dark Turquoise
- A **DMC 823** Dark Navy Blue
- V **DMC 946** Medium Burnt Orange
- T **DMC 798** Dark Delft Blue
- N **DMC 964** Light Seagreen
- S **DMC BLANC** White
- C **DMC 704** Bright Chartreuse
- P **DMC 738** Very Light Tan
- U **DMC 3808** Ultra Very Dark Turquoise

Folk art jeweled egg Needlepoint pattern

Columns 1 to 74, rows 75 to 140. Gray squares: charted already, do not stitch again

This page is the dark part of the chart



Key

- ● **DMC 712** Cream
- ■ **DMC 820** Very Dark Royal Blue
- ▲ **DMC 725** Medium Light Topaz
- ◆ **DMC 939** Very Dark Navy Blue
- ▼ **DMC 321** Red
- ★ **DMC 699** Green
- ❖ **DMC 727** Very Light Topaz
- X **DMC 702** Kelly Green
- \+ **DMC 783** Medium Topaz
- = **DMC 815** Medium Garnet
- Z **DMC 3810** Dark Turquoise
- A **DMC 823** Dark Navy Blue
- V **DMC 946** Medium Burnt Orange
- T **DMC 798** Dark Delft Blue
- N **DMC 964** Light Seagreen
- S **DMC BLANC** White
- K **DMC 780** Ultra Very Dark Topaz
- E **DMC 351** Coral
- C **DMC 704** Bright Chartreuse
- P **DMC 738** Very Light Tan

Folk art jeweled egg Needlepoint pattern

Columns 75 to 140, rows 75 to 140. Gray squares: charted already, do not stitch again

This page is the dark part of the chart



Key

●	**DMC 712** Cream	X	**DMC 702** Kelly Green	N	**DMC 964** Light Seagreen
■	**DMC 820** Very Dark Royal Blue	H	**DMC 741** Medium Tangerine	S	**DMC BLANC** White
▲	**DMC 725** Medium Light Topaz	+	**DMC 783** Medium Topaz	K	**DMC 780** Ultra Very Dark Topaz
◆	**DMC 939** Very Dark Navy Blue	=	**DMC 815** Medium Garnet	E	**DMC 351** Coral
▼	**DMC 321** Red	Z	**DMC 3810** Dark Turquoise	C	**DMC 704** Bright Chartreuse
★	**DMC 699** Green	A	**DMC 823** Dark Navy Blue	P	**DMC 738** Very Light Tan
❖	**DMC 727** Very Light Topaz	T	**DMC 798** Dark Delft Blue	U	**DMC 3808** Ultra Very Dark Turquoise