Folk art koala in a flowering gum tree

Needlepoint pattern | 140 x 140 stitches | 14 x 14 in (35.6 x 35.6 cm) on 10 mesh | 24 colors



How to stitch it



1. Each square is one tent stitch, up at 1, down at 2. Lines in continental, right to left, the canvas upside down for the next row; wide areas in basketweave.
2. Cut 18 in of thread. Start and end it without a knot left behind.
3. Mark the middle of the canvas. It is the outlined square on page 2, column 70, row 70 (DMC 415): start there. Count threads, not holes.
4. Go on from it: picture first, background last. Gray squares are on two pages: stitch them once.
5. Last, two more rows all round in DMC 501: the seam hides them.

First time? How to needlepoint: flossfield.com/needlepoint/guides/how-to-start/
How to read a chart: flossfield.com/needlepoint/guides/how-to-read-a-chart/

What you need

Canvas: blank mono canvas, 10 mesh (10 threads to the inch), cut 18.5 in square (47 cm).

Needle: blunt tapestry, size 18. Also masking tape for the cut edges, and small scissors.

Thread: pearl cotton size 3, 24 colors, about 47 skeins in all (an estimate). Stitch with 2 lengths together.

Make it a pillow: backing fabric, an insert the size of the stitching or an inch larger, and cord or piping for the edge. How to finish a pillow.

Thread list, DMC

			stitches	skeins
●	823	Dark Navy Blue	5,400	9
■	783	Medium Topaz	2,096	4
▲	502	Blue Green	1,846	3
◆	318	Light Steel Gray	1,828	3
▼	501	Dark Blue Green	1,716	5
★	504	Very Light Blue Green	1,278	2
❖	712	Cream	948	2
X	415	Pearl Gray	782	2
H	413	Dark Pewter Gray	724	2
+	351	Coral	538	1
=	725	Medium Light Topaz	432	1
Z	3371	Black Brown	366	1
A	414	Dark Steel Gray	260	1
V	349	Dark Coral	212	1
T	986	Very Dark Forest Green	200	1
N	3820	Dark Straw	174	1
S	988	Medium Forest Green	154	1
K	353	Peach	144	1
E	224	Very Light Shell Pink	140	1
C	780	Ultra Very Dark Topaz	130	1
P	782	Dark Topaz	84	1
U	434	Light Brown	70	1
L	745	Light Pale Yellow	48	1
2	801	Dark Coffee Brown	30	1

Skeins are estimates, with the two extra rows: the thread a stitch takes on the front and back of 10 mesh canvas, plus 30 percent, rounded up for each color.

Thread colors are approximate screen matches to DMC numbers. Check against real thread before you buy.

For your own stitching, gifts and handmade pieces you sell. Do not resell or share this PDF or copies of it.

Folk art koala in a flowering gum tree

Needlepoint pattern

Columns 1 to 74, rows 1 to 74. Start at the red outline

This page is the dark part of the chart



Key

●	**DMC 823** Dark Navy Blue	X	**DMC 415** Pearl Gray	T	**DMC 986** Very Dark Forest Green
■	**DMC 783** Medium Topaz	H	**DMC 413** Dark Pewter Gray	K	**DMC 353** Peach
▲	**DMC 502** Blue Green	+	**DMC 351** Coral	E	**DMC 224** Very Light Shell Pink
◆	**DMC 318** Light Steel Gray	=	**DMC 725** Medium Light Topaz	P	**DMC 782** Dark Topaz
▼	**DMC 501** Dark Blue Green	Z	**DMC 3371** Black Brown	U	**DMC 434** Light Brown
★	**DMC 504** Very Light Blue Green	A	**DMC 414** Dark Steel Gray	L	**DMC 745** Light Pale Yellow
❖	**DMC 712** Cream	V	**DMC 349** Dark Coral	2	**DMC 801** Dark Coffee Brown

Folk art koala in a flowering gum tree Needlepoint pattern

Columns 75 to 140, rows 1 to 74. Gray squares: charted already, do not stitch again

This page is the dark part of the chart



Key

●	**DMC 823** Dark Navy Blue	X	**DMC 415** Pearl Gray	K	**DMC 353** Peach
■	**DMC 783** Medium Topaz	H	**DMC 413** Dark Pewter Gray	E	**DMC 224** Very Light Shell Pink
▲	**DMC 502** Blue Green	+	**DMC 351** Coral	P	**DMC 782** Dark Topaz
◆	**DMC 318** Light Steel Gray	=	**DMC 725** Medium Light Topaz	U	**DMC 434** Light Brown
▼	**DMC 501** Dark Blue Green	Z	**DMC 3371** Black Brown	L	**DMC 745** Light Pale Yellow
★	**DMC 504** Very Light Blue Green	A	**DMC 414** Dark Steel Gray	2	**DMC 801** Dark Coffee Brown
❖	**DMC 712** Cream	V	**DMC 349** Dark Coral		

Folk art koala in a flowering gum tree Needlepoint pattern

Columns 1 to 74, rows 75 to 140. Gray squares: charted already, do not stitch again

This page is the dark part of the chart



Key

●	**DMC 823** Dark Navy Blue	H	**DMC 413** Dark Pewter Gray	S	**DMC 988** Medium Forest Green
■	**DMC 783** Medium Topaz	+	**DMC 351** Coral	K	**DMC 353** Peach
▲	**DMC 502** Blue Green	=	**DMC 725** Medium Light Topaz	E	**DMC 224** Very Light Shell Pink
◆	**DMC 318** Light Steel Gray	Z	**DMC 3371** Black Brown	C	**DMC 780** Ultra Very Dark Topaz
▼	**DMC 501** Dark Blue Green	A	**DMC 414** Dark Steel Gray	P	**DMC 782** Dark Topaz
★	**DMC 504** Very Light Blue Green	V	**DMC 349** Dark Coral	U	**DMC 434** Light Brown
❖	**DMC 712** Cream	T	**DMC 986** Very Dark Forest Green	L	**DMC 745** Light Pale Yellow
X	**DMC 415** Pearl Gray	N	**DMC 3820** Dark Straw	2	**DMC 801** Dark Coffee Brown

Folk art koala in a flowering gum tree Needlepoint pattern

Columns 75 to 140, rows 75 to 140. Gray squares: charted already, do not stitch again

This page is the dark part of the chart



Key

●	**DMC 823** Dark Navy Blue	H	**DMC 413** Dark Pewter Gray	S	**DMC 988** Medium Forest Green
■	**DMC 783** Medium Topaz	+	**DMC 351** Coral	K	**DMC 353** Peach
▲	**DMC 502** Blue Green	=	**DMC 725** Medium Light Topaz	E	**DMC 224** Very Light Shell Pink
◆	**DMC 318** Light Steel Gray	Z	**DMC 3371** Black Brown	C	**DMC 780** Ultra Very Dark Topaz
▼	**DMC 501** Dark Blue Green	A	**DMC 414** Dark Steel Gray	P	**DMC 782** Dark Topaz
★	**DMC 504** Very Light Blue Green	V	**DMC 349** Dark Coral	U	**DMC 434** Light Brown
❖	**DMC 712** Cream	T	**DMC 986** Very Dark Forest Green	L	**DMC 745** Light Pale Yellow
X	**DMC 415** Pearl Gray	N	**DMC 3820** Dark Straw	2	**DMC 801** Dark Coffee Brown