Folk art camp lantern with birds

Needlepoint pattern | 140 x 140 stitches | 14 x 14 in (35.6 x 35.6 cm) on 10 mesh | 21 colors



How to stitch it



1. Each square is one tent stitch, up at 1, down at 2. Lines in continental, right to left, the canvas upside down for the next row; wide areas in basketweave.
2. Cut 18 in of thread. Start and end it without a knot left behind.
3. Mark the middle of the canvas. It is the outlined square on page 2, column 70, row 70 (DMC 741): start there. Count threads, not holes.
4. Go on from it: picture first, background last. Gray squares are on two pages: stitch them once.
5. Last, two more rows all round in DMC 3808: the seam hides them.

First time? How to needlepoint: flossfield.com/needlepoint/guides/how-to-start/
How to read a chart: flossfield.com/needlepoint/guides/how-to-read-a-chart/

What you need

Canvas: blank mono canvas, 10 mesh (10 threads to the inch), cut 18.5 in square (47 cm).

Needle: blunt tapestry, size 18. Also masking tape for the cut edges, and small scissors.

Thread: pearl cotton size 3, 21 colors, about 43 skeins in all (an estimate). Stitch with 2 lengths together.

Make it a pillow: backing fabric, an insert the size of the stitching or an inch larger, and cord or piping for the edge. How to finish a pillow.

Thread list, DMC

			stitches	skeins
●	154	Very Dark Grape	5,412	9
□	3808	Ultra Very Dark Turquoise	3,223	7
▲	3820	Dark Straw	1,915	3
◆	351	Coral	1,452	3
▼	3810	Dark Turquoise	1,244	2
★	502	Blue Green	1,138	2
❖	712	Cream	1,101	2
X	501	Dark Blue Green	678	2
H	347	Very Dark Salmon	592	1
+	3822	Light Straw	536	1
=	783	Medium Topaz	513	1
Z	598	Light Turquoise	447	1
A	743	Medium Yellow	326	1
V	504	Very Light Blue Green	325	1
T	745	Light Pale Yellow	203	1
N	720	Dark Orange Spice	117	1
S	353	Peach	112	1
K	780	Ultra Very Dark Topaz	96	1
E	738	Very Light Tan	86	1
C	741	Medium Tangerine	64	1
P	3371	Black Brown	20	1

Skeins are estimates, with the two extra rows: the thread a stitch takes on the front and back of 10 mesh canvas, plus 30 percent, rounded up for each color.

Thread colors are approximate screen matches to DMC numbers. Check against real thread before you buy.

For your own stitching, gifts and handmade pieces you sell. Do not resell or share this PDF or copies of it.

Folk art camp lantern with birds

Needlepoint pattern

Columns 1 to 74, rows 1 to 74. Start at the red outline

This page is the dark part of the chart



Key

- **DMC 154** Very Dark Grape
- **DMC 3808** Ultra Very Dark Turquoise
- **DMC 3820** Dark Straw
- **DMC 351** Coral
- **DMC 3810** Dark Turquoise
- **DMC 502** Blue Green
- **DMC 712** Cream
- **DMC 347** Very Dark Salmon
- **DMC 3822** Light Straw
- **DMC 783** Medium Topaz
- **DMC 598** Light Turquoise
- **DMC 743** Medium Yellow
- **DMC 504** Very Light Blue Green
- **DMC 745** Light Pale Yellow
- **DMC 720** Dark Orange Spice
- **DMC 353** Peach
- **DMC 738** Very Light Tan
- **DMC 741** Medium Tangerine
- **DMC 3371** Black Brown

Folk art camp lantern with birds

Needlepoint pattern

Columns 75 to 140, rows 1 to 74. Gray squares: charted already, do not stitch again

This page is the dark part of the chart



Key

- **DMC 154** Very Dark Grape
- **DMC 3808** Ultra Very Dark Turquoise
- **DMC 3820** Dark Straw
- **DMC 351** Coral
- **DMC 3810** Dark Turquoise
- **DMC 502** Blue Green
- **DMC 712** Cream
- **DMC 347** Very Dark Salmon
- **DMC 3822** Light Straw
- **DMC 783** Medium Topaz
- **DMC 598** Light Turquoise
- **DMC 743** Medium Yellow
- **DMC 504** Very Light Blue Green
- **DMC 745** Light Pale Yellow
- **DMC 720** Dark Orange Spice
- **DMC 353** Peach
- **DMC 738** Very Light Tan
- **DMC 3371** Black Brown

Folk art camp lantern with birds

Needlepoint pattern

Columns 1 to 74, rows 75 to 140. Gray squares: charted already, do not stitch again

This page is the dark part of the chart



Key

- **DMC 154** Very Dark Grape
- **DMC 3808** Ultra Very Dark Turquoise
- **DMC 3820** Dark Straw
- **DMC 351** Coral
- **DMC 3810** Dark Turquoise
- **DMC 502** Blue Green
- **DMC 712** Cream
- **DMC 501** Dark Blue Green
- **DMC 347** Very Dark Salmon
- **DMC 3822** Light Straw
- **DMC 783** Medium Topaz
- **DMC 598** Light Turquoise
- **DMC 743** Medium Yellow
- **DMC 504** Very Light Blue Green
- **DMC 745** Light Pale Yellow
- **DMC 720** Dark Orange Spice
- **DMC 780** Ultra Very Dark Topaz
- **DMC 738** Very Light Tan
- **DMC 741** Medium Tangerine
- **DMC 3371** Black Brown

Folk art camp lantern with birds

Needlepoint pattern

Columns 75 to 140, rows 75 to 140. Gray squares: charted already, do not stitch again

This page is the dark part of the chart



Key

- **DMC 154** Very Dark Grape
- **DMC 3808** Ultra Very Dark Turquoise
- **DMC 3820** Dark Straw
- **DMC 351** Coral
- **DMC 3810** Dark Turquoise
- **DMC 502** Blue Green
- **DMC 712** Cream
- **DMC 501** Dark Blue Green
- **DMC 347** Very Dark Salmon
- **DMC 3822** Light Straw
- **DMC 783** Medium Topaz
- **DMC 598** Light Turquoise
- **DMC 743** Medium Yellow
- **DMC 504** Very Light Blue Green
- **DMC 745** Light Pale Yellow
- **DMC 720** Dark Orange Spice
- **DMC 780** Ultra Very Dark Topaz
- **DMC 738** Very Light Tan
- **DMC 741** Medium Tangerine