Folk art lattice fruit pie

Needlepoint pattern | 140 x 140 stitches | 14 x 14 in (35.6 x 35.6 cm) on 10 mesh | 15 colors



How to stitch it



1. Each square is one tent stitch, up at 1, down at 2. Lines in continental, right to left, the canvas upside down for the next row; wide areas in basketweave.
2. Cut 18 in of thread. Start and end it without a knot left behind.
3. Mark the middle of the canvas. It is the outlined square on page 2, column 70, row 70 (DMC 3808): start there. Count threads, not holes.
4. Go on from it: picture first, background last. Gray squares are on two pages: stitch them once.
5. Last, two more rows all round in DMC 3777: the seam hides them.

First time? How to needlepoint: flossfield.com/needlepoint/guides/how-to-start/
How to read a chart: flossfield.com/needlepoint/guides/how-to-read-a-chart/

What you need

Canvas: blank mono canvas, 10 mesh (10 threads to the inch), cut 18.5 in square (47 cm).

Needle: blunt tapestry, size 18. Also masking tape for the cut edges, and small scissors.

Thread: pearl cotton size 3, 15 colors, about 40 skeins in all (an estimate). Stitch with 2 lengths together.

Make it a pillow: backing fabric, an insert the size of the stitching or an inch larger, and cord or piping for the edge. How to finish a pillow.

Thread list, DMC

			stitches	skeins
●	**939**	Very Dark Navy Blue	5,343	9
■	**746**	Off White	2,440	4
▲	**503**	Medium Blue Green	2,200	4
◆	**3827**	Pale Golden Brown	1,773	3
▼	**3777**	Very Dark Terra Cotta	1,672	5
★	**976**	Medium Golden Brown	1,411	3
❖	**347**	Very Dark Salmon	1,117	2
X	**3808**	Ultra Very Dark Turquoise	978	2
H	**739**	Ultra Very Light Tan	694	2
+	**898**	Very Dark Coffee Brown	664	1
=	**783**	Medium Topaz	548	1
Z	**3712**	Medium Salmon	320	1
A	**3803**	Dark Mauve	214	1
V	**3822**	Light Straw	194	1
T	**3688**	Medium Mauve	32	1

Skeins are estimates, with the two extra rows: the thread a stitch takes on the front and back of 10 mesh canvas, plus 30 percent, rounded up for each color.

Thread colors are approximate screen matches to DMC numbers. Check against real thread before you buy.

For your own stitching, gifts and handmade pieces you sell. Do not resell or share this PDF or copies of it.

Folk art lattice fruit pie Needlepoint pattern

Columns 1 to 74, rows 1 to 74. Start at the red outline

This page is the dark part of the chart



Key

- **DMC 939** Very Dark Navy Blue
- **DMC 746** Off White
- **DMC 503** Medium Blue Green
- **DMC 3827** Pale Golden Brown
- **DMC 3777** Very Dark Terra Cotta
- **DMC 976** Medium Golden Brown
- **DMC 347** Very Dark Salmon
- **DMC 3808** Ultra Very Dark Turquoise
- **DMC 739** Ultra Very Light Tan
- **DMC 898** Very Dark Coffee Brown
- **DMC 783** Medium Topaz
- **DMC 3712** Medium Salmon
- **DMC 3822** Light Straw

Folk art lattice fruit pie Needlepoint pattern

Columns 75 to 140, rows 1 to 74. Gray squares: charted already, do not stitch again

This page is the dark part of the chart



Key

- **DMC 939** Very Dark Navy Blue
- **DMC 746** Off White
- **DMC 503** Medium Blue Green
- **DMC 3827** Pale Golden Brown
- **DMC 3777** Very Dark Terra Cotta
- **DMC 976** Medium Golden Brown
- **DMC 347** Very Dark Salmon
- **DMC 3808** Ultra Very Dark Turquoise
- **DMC 739** Ultra Very Light Tan
- **DMC 898** Very Dark Coffee Brown
- **DMC 783** Medium Topaz
- **DMC 3712** Medium Salmon
- **DMC 3822** Light Straw

Folk art lattice fruit pie Needlepoint pattern

Columns 1 to 74, rows 75 to 140. Gray squares: charted already, do not stitch again

This page is the dark part of the chart



Key

- **DMC 939** Very Dark Navy Blue
- **DMC 746** Off White
- **DMC 503** Medium Blue Green
- **DMC 3827** Pale Golden Brown
- **DMC 3777** Very Dark Terra Cotta
- **DMC 976** Medium Golden Brown
- **DMC 347** Very Dark Salmon
- **DMC 3808** Ultra Very Dark Turquoise
- **DMC 739** Ultra Very Light Tan
- **DMC 898** Very Dark Coffee Brown
- **DMC 783** Medium Topaz
- **DMC 3712** Medium Salmon
- **DMC 3803** Dark Mauve
- **DMC 3822** Light Straw
- **DMC 3688** Medium Mauve

Folk art lattice fruit pie

Needlepoint pattern

Columns 75 to 140, rows 75 to 140. Gray squares: charted already, do not stitch again

This page is the dark part of the chart



Key

- **DMC 939** Very Dark Navy Blue
- **DMC 746** Off White
- **DMC 503** Medium Blue Green
- **DMC 3827** Pale Golden Brown
- **DMC 3777** Very Dark Terra Cotta
- **DMC 976** Medium Golden Brown
- **DMC 347** Very Dark Salmon
- **DMC 3808** Ultra Very Dark Turquoise
- **DMC 739** Ultra Very Light Tan
- **DMC 898** Very Dark Coffee Brown
- **DMC 783** Medium Topaz
- **DMC 3712** Medium Salmon
- **DMC 3803** Dark Mauve
- **DMC 3822** Light Straw
- **DMC 3688** Medium Mauve