Folk art lemon

Needlepoint pattern | 90 x 90 stitches | 5 x 5 in (12.7 x 12.7 cm) on 18 mesh | 13 colors



How to stitch it



1. Each square is one tent stitch, up at 1, down at 2. Lines in continental, right to left, the canvas upside down for the next row; wide areas in basketweave.
2. Cut 18 in of thread. Start and end it without a knot left behind.
3. Mark the middle of the canvas. It is the outlined square on page 2, column 45, row 45 (DMC BLANC): start there. Count threads, not holes.
4. Go on from it: picture first, background last. Gray squares are on two pages: stitch them once.
5. Last, two more rows all round in DMC 817: the opening's edge hides them.

First time? How to needlepoint: flossfield.com/needlepoint/guides/how-to-start/
How to read a chart: flossfield.com/needlepoint/guides/how-to-read-a-chart/

What you need

Canvas: blank mono canvas, 18 mesh (18 threads to the inch), cut 9.5 in square (24.1 cm).

Needle: blunt tapestry, size 22. Also masking tape for the cut edges, and small scissors.

Thread: six-strand floss, 13 colors, about 15 skeins in all (an estimate). Stitch with 4 strands (5 or 6 if canvas shows).

Fit it into a lid: the box or tray, acid-free board and backing. Measure the opening first.
How to fit it into a lid.

Thread list, DMC

			stitches	skeins
●	**500**	Very Dark Blue Green	2,260	2
■	**BLANC**	White	1,268	1
▲	**350**	Medium Coral	1,066	1
◆	**817**	Very Dark Coral Red	1,044	2
▼	**725**	Medium Light Topaz	564	1
★	**972**	Deep Canary	536	1
❖	**702**	Kelly Green	442	1
X	**307**	Lemon	366	1
H	**703**	Chartreuse	194	1
+	**472**	Ultra Light Avocado Green	166	1
=	**352**	Light Coral	106	1
Z	**322**	Dark Baby Blue	48	1
A	**3325**	Light Baby Blue	40	1

Skeins are estimates, with the two extra rows: the thread a stitch takes on the front and back of 18 mesh canvas, plus 30 percent, rounded up for each color.

Thread colors are approximate screen matches to DMC numbers. Check against real thread before you buy.

For your own stitching, gifts and handmade pieces you sell. Do not resell or share this PDF or copies of it.

Folk art lemon

Needlepoint pattern

Columns 1 to 49, rows 1 to 90. Start at the red outline

This page is the dark part of the chart

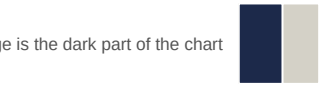



Key

- **DMC 500** Very Dark Blue Green
- **DMC BLANC** White
- **DMC 350** Medium Coral
- **DMC 817** Very Dark Coral Red
- **DMC 725** Medium Light Topaz
- **DMC 972** Deep Canary
- **DMC 702** Kelly Green
- **DMC 307** Lemon
- **DMC 703** Chartreuse
- **DMC 472** Ultra Light Avocado Green
- **DMC 352** Light Coral
- **DMC 322** Dark Baby Blue
- **DMC 3325** Light Baby Blue

Folk art lemon Needlepoint pattern

Columns 50 to 90, rows 1 to 90. Gray squares: charted already, do not stitch again

This page is the dark part of the chart



Key

- **DMC 500** Very Dark Blue Green
- **DMC BLANC** White
- **DMC 350** Medium Coral
- **DMC 817** Very Dark Coral Red
- **DMC 725** Medium Light Topaz
- **DMC 972** Deep Canary
- **DMC 702** Kelly Green
- **DMC 307** Lemon
- **DMC 703** Chartreuse
- **DMC 472** Ultra Light Avocado Green
- **DMC 352** Light Coral
- **DMC 322** Dark Baby Blue
- **DMC 3325** Light Baby Blue