Folk art rainbow lorikeets

Needlepoint pattern | 160 x 160 stitches | 16 x 16 in (40.6 x 40.6 cm) on 10 mesh | 14 colors



How to stitch it



1. Each square is one tent stitch, up at 1, down at 2. Lines in continental, right to left, the canvas upside down for the next row; wide areas in basketweave.
2. Cut 18 in of thread. Start and end it without a knot left behind.
3. Mark the middle of the canvas. It is the outlined square on page 5, column 80, row 80 (DMC 3806): start there. Count threads, not holes.
4. Go on from it: picture first, background last. Gray squares are on two pages: stitch them once.
5. Last, two more rows all round in DMC 336: the seam hides them.

First time? How to needlepoint: flossfield.com/needlepoint/guides/how-to-start/
How to read a chart: flossfield.com/needlepoint/guides/how-to-read-a-chart/

What you need

Canvas: blank mono canvas, 10 mesh (10 threads to the inch), cut 20.5 in square (52.1 cm).

Needle: blunt tapestry, size 18. Also masking tape for the cut edges, and small scissors.

Thread: pearl cotton size 3, 14 colors, about 47 skeins in all (an estimate). Stitch with 2 lengths together.

Make it a pillow: backing fabric, an insert the size of the stitching or an inch larger, and cord or piping for the edge. How to finish a pillow.

Thread list, DMC

			stitches	skeins
●	**712**	Cream	7,772	12
■	**336**	Navy Blue	3,826	8
▲	**725**	Medium Light Topaz	2,336	4
◆	**817**	Very Dark Coral Red	2,202	4
▼	**606**	Bright Orange-Red	1,836	3
★	**704**	Bright Chartreuse	1,658	3
❖	**3818**	Ultra Very Dark Emerald Green	1,478	3
X	**3812**	Very Dark Seagreen	954	2
H	**797**	Royal Blue	864	2
+	**3806**	Light Cyclamen Pink	746	2
=	**702**	Kelly Green	656	1
Z	**970**	Light Pumpkin	564	1
A	**996**	Medium Electric Blue	376	1
V	**3804**	Dark Cyclamen Pink	332	1

Skeins are estimates, with the two extra rows: the thread a stitch takes on the front and back of 10 mesh canvas, plus 30 percent, rounded up for each color.

Thread colors are approximate screen matches to DMC numbers. Check against real thread before you buy.

For your own stitching, gifts and handmade pieces you sell. Do not resell or share this PDF or copies of it.

Folk art rainbow lorikeets

Needlepoint pattern

Columns 1 to 84, rows 1 to 69

This page is the dark part of the chart



Key

- **DMC 712** Cream
- **DMC 336** Navy Blue
- **DMC 725** Medium Light Topaz
- **DMC 817** Very Dark Coral Red
- **DMC 606** Bright Orange-Red
- **DMC 704** Bright Chartreuse
- **DMC 3818** Ultra Very Dark Emerald Green
- **DMC 3812** Very Dark Seagreen
- **DMC 797** Royal Blue
- **DMC 3806** Light Cyclamen Pink
- **DMC 970** Light Pumpkin
- **DMC 996** Medium Electric Blue
- **DMC 3804** Dark Cyclamen Pink

Folk art rainbow lorikeets

Needlepoint pattern

Columns 85 to 160, rows 1 to 69. Gray squares: charted already, do not stitch again

This page is the dark part of the chart



Key

- **DMC 712** Cream
- **DMC 336** Navy Blue
- **DMC 725** Medium Light Topaz
- **DMC 817** Very Dark Coral Red
- **DMC 606** Bright Orange-Red
- **DMC 704** Bright Chartreuse
- **DMC 3818** Ultra Very Dark Emerald Green
- **DMC 3812** Very Dark Seagreen
- **DMC 797** Royal Blue
- **DMC 3806** Light Cyclamen Pink
- **DMC 970** Light Pumpkin
- **DMC 996** Medium Electric Blue
- **DMC 3804** Dark Cyclamen Pink

Folk art rainbow lorikeets Needlepoint pattern

Columns 1 to 54, rows 70 to 160. Gray squares: charted already, do not stitch again

This page is the dark part of the chart



Key

- DMC 712 Cream
- DMC 336 Navy Blue
- DMC 725 Medium Light Topaz
- DMC 817 Very Dark Coral Red
- DMC 606 Bright Orange-Red
- DMC 704 Bright Chartreuse
- DMC 3818 Ultra Very Dark Emerald Green
- DMC 3812 Very Dark Seagreen
- DMC 3806 Light Cyclamen Pink
- DMC 702 Kelly Green
- DMC 970 Light Pumpkin
- DMC 996 Medium Electric Blue
- DMC 3804 Dark Cyclamen Pink

Folk art rainbow lorikeets Needlepoint pattern

Columns 55 to 107, rows 70 to 160. Start at the red outline. Gray squares: charted already, do not stitch again

This page is the dark part of the chart





Key

- ● **DMC 712** Cream
- ■ **DMC 336** Navy Blue
- ▲ **DMC 725** Medium Light Topaz
- ◆ **DMC 817** Very Dark Coral Red
- ▼ **DMC 606** Bright Orange-Red
- ★ **DMC 704** Bright Chartreuse
- ❖ **DMC 3818** Ultra Very Dark Emerald Green
- X **DMC 3812** Very Dark Seagreen
- \+ **DMC 3806** Light Cyclamen Pink
- Z **DMC 970** Light Pumpkin
- A **DMC 996** Medium Electric Blue
- V **DMC 3804** Dark Cyclamen Pink

Folk art rainbow lorikeets Needlepoint pattern

Columns 108 to 160, rows 70 to 160. Gray squares: charted already, do not stitch again

This page is the dark part of the chart



Key

- ● **DMC 712** Cream
- □ **DMC 336** Navy Blue
- ▲ **DMC 725** Medium Light Topaz
- ◆ **DMC 817** Very Dark Coral Red
- ▼ **DMC 606** Bright Orange-Red
- ★ **DMC 704** Bright Chartreuse
- ❖ **DMC 3818** Ultra Very Dark Emerald Green
- X **DMC 3812** Very Dark Seagreen
- \+ **DMC 3806** Light Cyclamen Pink
- = **DMC 702** Kelly Green
- Z **DMC 970** Light Pumpkin
- A **DMC 996** Medium Electric Blue
- V **DMC 3804** Dark Cyclamen Pink