Folk art lotus

Needlepoint pattern | 90 x 126 stitches | 5 x 7 in (12.7 x 17.8 cm) on 18 mesh | 11 colors



How to stitch it



1. Each square is one tent stitch, up at 1, down at 2. Lines in continental, right to left, the canvas upside down for the next row; wide areas in basketweave.
2. Cut 18 in of thread. Start and end it without a knot left behind.
3. Mark the middle of the canvas. It is the outlined square on page 2, column 45, row 63 (DMC 703): start there. Count threads, not holes.
4. Go on from it: picture first, background last. Gray squares are on two pages: stitch them once.
5. When it is done, block it square.

First time? How to needlepoint: flossfield.com/needlepoint/guides/how-to-start/
How to read a chart: flossfield.com/needlepoint/guides/how-to-read-a-chart/

What you need

Canvas: blank mono canvas, 18 mesh (18 threads to the inch), cut 9 in wide x 11 in high (22.9 x 27.9 cm).

Needle: blunt tapestry, size 22. Also masking tape for the cut edges, and small scissors.

Thread: six-strand floss, 11 colors, about 15 skeins in all (an estimate). Stitch with 4 strands (5 or 6 if canvas shows).

Frame it: acid-free board and a frame.
How to frame needlepoint.

Thread list, DMC

			stitches	skeins
●	**815**	Medium Garnet	3,336	3
■	**703**	Chartreuse	1,476	2
▲	**601**	Dark Cranberry	1,274	2
◆	**3823**	Ultra Pale Yellow	1,048	1
▼	**743**	Medium Yellow	970	1
★	**603**	Cranberry	730	1
❖	**3808**	Ultra Very Dark Turquoise	694	1
X	**605**	Very Light Cranberry	614	1
H	**964**	Light Seagreen	580	1
+	**3849**	Light Teal Green	430	1
=	**907**	Light Parrot Green	188	1

Skeins are estimates: the thread a stitch takes on the front and back of 18 mesh canvas, plus 30 percent, rounded up for each color.
Thread colors are approximate screen matches to DMC numbers. Check against real thread before you buy.
For your own stitching, gifts and handmade pieces you sell. Do not resell or share this PDF or copies of it.

Folk art lotus

Needlepoint pattern

Columns 1 to 90, rows 1 to 67. Start at the red outline

This page is the dark part of the chart



Key

- **DMC 815** Medium Garnet
- **DMC 703** Chartreuse
- **DMC 601** Dark Cranberry
- **DMC 3823** Ultra Pale Yellow
- **DMC 743** Medium Yellow
- **DMC 603** Cranberry
- **DMC 605** Very Light Cranberry

Folk art lotus

Needlepoint pattern

Columns 1 to 90, rows 68 to 126. Gray squares: charted already, do not stitch again

This page is the dark part of the chart



Key

- **DMC 815** Medium Garnet
- **DMC 703** Chartreuse
- **DMC 601** Dark Cranberry
- **DMC 3823** Ultra Pale Yellow
- **DMC 743** Medium Yellow
- **DMC 603** Cranberry
- **DMC 3808** Ultra Very Dark Turquoise
- **DMC 605** Very Light Cranberry
- **DMC 964** Light Seagreen
- **DMC 3849** Light Teal Green
- **DMC 907** Light Parrot Green