Folk art moon lander in patchwork

Needlepoint pattern | 140 x 140 stitches | 14 x 14 in (35.6 x 35.6 cm) on 10 mesh | 20 colors



How to stitch it



1. Each square is one tent stitch, up at 1, down at 2. Lines in continental, right to left, the canvas upside down for the next row; wide areas in basketweave.
2. Cut 18 in of thread. Start and end it without a knot left behind.
3. Mark the middle of the canvas. It is the outlined square on page 2, column 70, row 70 (DMC 321): start there. Count threads, not holes.
4. Go on from it: picture first, background last. Gray squares are on two pages: stitch them once.
5. Last, two more rows all round in DMC 498: the seam hides them.

First time? How to needlepoint: flossfield.com/needlepoint/guides/how-to-start/
How to read a chart: flossfield.com/needlepoint/guides/how-to-read-a-chart/

What you need

Canvas: blank mono canvas, 10 mesh (10 threads to the inch), cut 18.5 in square (47 cm).

Needle: blunt tapestry, size 18. Also masking tape for the cut edges, and small scissors.

Thread: pearl cotton size 3, 20 colors, about 43 skeins in all (an estimate). Stitch with 2 lengths together.

Make it a pillow: backing fabric, an insert the size of the stitching or an inch larger, and cord or piping for the edge. How to finish a pillow.

Thread list, DMC

			stitches	skeins
●	823	Dark Navy Blue	4,412	7
■	712	Cream	2,052	4
▲	738	Very Light Tan	2,048	4
◆	3820	Dark Straw	1,737	3
▼	336	Navy Blue	1,581	3
★	498	Dark Red	1,360	4
❖	322	Dark Baby Blue	960	2
X	782	Dark Topaz	857	2
H	3752	Very Light Antique Blue	782	2
+	321	Red	723	2
=	3345	Dark Hunter Green	639	1
Z	BLANC	White	629	1
A	762	Very Light Pearl Gray	524	1
V	3347	Medium Yellow Green	373	1
T	415	Pearl Gray	363	1
N	3325	Light Baby Blue	220	1
S	3348	Light Yellow Green	111	1
K	931	Medium Antique Blue	102	1
E	932	Light Antique Blue	73	1
C	803	Ultra Very Dark Baby Blue	54	1

Skeins are estimates, with the two extra rows: the thread a stitch takes on the front and back of 10 mesh canvas, plus 30 percent, rounded up for each color.

Thread colors are approximate screen matches to DMC numbers. Check against real thread before you buy.

For your own stitching, gifts and handmade pieces you sell. Do not resell or share this PDF or copies of it.

Folk art moon lander in patchwork Needlepoint pattern

Columns 1 to 74, rows 1 to 74. Start at the red outline

This page is the dark part of the chart



Key

- ● **DMC 823** Dark Navy Blue
- ■ **DMC 712** Cream
- ▲ **DMC 738** Very Light Tan
- ◆ **DMC 3820** Dark Straw
- ▼ **DMC 336** Navy Blue
- ★ **DMC 498** Dark Red
- ❖ **DMC 322** Dark Baby Blue
- X **DMC 782** Dark Topaz
- H **DMC 3752** Very Light Antique Blue
- \+ **DMC 321** Red
- = **DMC 3345** Dark Hunter Green
- Z **DMC BLANC** White
- V **DMC 3347** Medium Yellow Green
- N **DMC 3325** Light Baby Blue
- S **DMC 3348** Light Yellow Green
- K **DMC 931** Medium Antique Blue

Folk art moon lander in patchwork Needlepoint pattern

Columns 75 to 140, rows 1 to 74. Gray squares: charted already, do not stitch again

This page is the dark part of the chart



Key

- **DMC 823** Dark Navy Blue
- **DMC 712** Cream
- **DMC 738** Very Light Tan
- **DMC 3820** Dark Straw
- **DMC 336** Navy Blue
- **DMC 498** Dark Red
- **DMC 322** Dark Baby Blue
- **DMC 782** Dark Topaz
- **DMC 321** Red
- **DMC 3345** Dark Hunter Green
- **DMC BLANC** White
- **DMC 3347** Medium Yellow Green
- **DMC 3325** Light Baby Blue
- **DMC 3348** Light Yellow Green
- **DMC 803** Ultra Very Dark Baby Blue

Folk art moon lander in patchwork Needlepoint pattern

Columns 1 to 74, rows 75 to 140. Gray squares: charted already, do not stitch again

This page is the dark part of the chart



Key

- **DMC 823** Dark Navy Blue
- **DMC 712** Cream
- **DMC 738** Very Light Tan
- **DMC 3820** Dark Straw
- **DMC 336** Navy Blue
- **DMC 498** Dark Red
- **DMC 322** Dark Baby Blue
- **DMC 782** Dark Topaz
- **DMC 3752** Very Light Antique Blue
- **DMC 321** Red
- **DMC 3345** Dark Hunter Green
- **DMC 762** Very Light Pearl Gray
- **DMC 415** Pearl Gray
- **DMC 3325** Light Baby Blue
- **DMC 932** Light Antique Blue

Folk art moon lander in patchwork Needlepoint pattern

Columns 75 to 140, rows 75 to 140. Gray squares: charted already, do not stitch again

This page is the dark part of the chart



Key

- **DMC 823** Dark Navy Blue
- **DMC 712** Cream
- **DMC 738** Very Light Tan
- **DMC 3820** Dark Straw
- **DMC 336** Navy Blue
- **DMC 498** Dark Red
- **DMC 322** Dark Baby Blue
- **DMC 782** Dark Topaz
- **DMC 3752** Very Light Antique Blue
- **DMC 321** Red
- **DMC 3345** Dark Hunter Green
- **DMC 762** Very Light Pearl Gray
- **DMC 415** Pearl Gray
- **DMC 3325** Light Baby Blue
- **DMC 932** Light Antique Blue