Folk art drum

Needlepoint pattern | 90 x 90 stitches | 5 x 5 in (12.7 x 12.7 cm) on 18 mesh | 14 colors



How to stitch it



1. Each square is one tent stitch, up at 1, down at 2. Lines in continental, right to left, the canvas upside down for the next row; wide areas in basketweave.
2. Cut 18 in of thread. Start and end it without a knot left behind.
3. Mark the middle of the canvas. It is the outlined square on page 2, column 45, row 45 (DMC 3865): start there. Count threads, not holes.
4. Go on from it: picture first, background last. Gray squares are on two pages: stitch them once.
5. Last, two more rows all round in DMC 823: the opening's edge hides them.

First time? How to needlepoint: flossfield.com/needlepoint/guides/how-to-start/
How to read a chart: flossfield.com/needlepoint/guides/how-to-read-a-chart/

What you need

Canvas: blank mono canvas, 18 mesh (18 threads to the inch), cut 9.5 in square (24.1 cm).

Needle: blunt tapestry, size 22. Also masking tape for the cut edges, and small scissors.

Thread: six-strand floss, 14 colors, about 17 skeins in all (an estimate). Stitch with 4 strands (5 or 6 if canvas shows).

Fit it into a lid: the box or tray, acid-free board and backing. Measure the opening first.
How to fit it into a lid.

Thread list, DMC

			stitches	skeins
●	**677**	Very Light Old Gold	2,312	2
□	**823**	Dark Navy Blue	2,202	3
▲	**3865**	Winter White	874	1
◆	**3808**	Ultra Very Dark Turquoise	688	1
▼	**349**	Dark Coral	542	1
★	**3848**	Medium Teal Green	344	1
❖	**783**	Medium Topaz	214	1
X	**436**	Tan	195	1
H	**3821**	Straw	194	1
+	**815**	Medium Garnet	184	1
=	**825**	Dark Blue	144	1
Z	**801**	Dark Coffee Brown	115	1
A	**964**	Light Seagreen	80	1
V	**3325**	Light Baby Blue	12	1

Skeins are estimates, with the two extra rows: the thread a stitch takes on the front and back of 18 mesh canvas, plus 30 percent, rounded up for each color.

Thread colors are approximate screen matches to DMC numbers. Check against real thread before you buy.

For your own stitching, gifts and handmade pieces you sell. Do not resell or share this PDF or copies of it.

Folk art drum

Needlepoint pattern

Columns 1 to 49, rows 1 to 90. Start at the red outline

This page is the dark part of the chart



Key

- DMC 677 — Very Light Old Gold
- DMC 823 — Dark Navy Blue
- DMC 3865 — Winter White
- DMC 3808 — Ultra Very Dark Turquoise
- DMC 349 — Dark Coral
- DMC 3848 — Medium Teal Green
- DMC 783 — Medium Topaz
- DMC 436 — Tan
- DMC 3821 — Straw
- DMC 815 — Medium Garnet
- DMC 825 — Dark Blue
- DMC 801 — Dark Coffee Brown
- DMC 964 — Light Seagreen
- DMC 3325 — Light Baby Blue

Folk art drum

Needlepoint pattern

Columns 50 to 90, rows 1 to 90. Gray squares: charted already, do not stitch again

This page is the dark part of the chart



Key

- ● **DMC 677** Very Light Old Gold
- ■ **DMC 823** Dark Navy Blue
- ▲ **DMC 3865** Winter White
- ◆ **DMC 3808** Ultra Very Dark Turquoise
- ▼ **DMC 349** Dark Coral
- ★ **DMC 3848** Medium Teal Green
- ❖ **DMC 783** Medium Topaz
- X **DMC 436** Tan
- H **DMC 3821** Straw
- \+ **DMC 815** Medium Garnet
- = **DMC 825** Dark Blue
- Z **DMC 801** Dark Coffee Brown
- A **DMC 964** Light Seagreen
- V **DMC 3325** Light Baby Blue