Folk art matcha with two birds

Needlepoint pattern | 90 x 90 stitches | 5 x 5 in (12.7 x 12.7 cm) on 18 mesh | 18 colors



How to stitch it



1. Each square is one tent stitch, up at 1, down at 2. Lines in continental, right to left, the canvas upside down for the next row; wide areas in basketweave.
2. Cut 18 in of thread. Start and end it without a knot left behind.
3. Mark the middle of the canvas. It is the outlined square on page 2, column 45, row 45 (DMC 676): start there. Count threads, not holes.
4. Go on from it: picture first, background last. Gray squares are on two pages: stitch them once.
5. Last, two more rows all round in DMC 3808: the opening's edge hides them.

First time? How to needlepoint: flossfield.com/needlepoint/guides/how-to-start/
How to read a chart: flossfield.com/needlepoint/guides/how-to-read-a-chart/

What you need

Canvas: blank mono canvas, 18 mesh (18 threads to the inch), cut 9.5 in square (24.1 cm).

Needle: blunt tapestry, size 22. Also masking tape for the cut edges, and small scissors.

Thread: six-strand floss, 18 colors, about 20 skeins in all (an estimate). Stitch with 4 strands (5 or 6 if canvas shows).

Fit it into a lid: the box or tray, acid-free board and backing. Measure the opening first.
How to fit it into a lid.

Thread list, DMC

			stitches	skeins
●	**816**	Garnet	2,288	2
□	**3808**	Ultra Very Dark Turquoise	916	2
▲	**746**	Off White	738	1
◆	**3852**	Very Dark Straw	710	1
▼	**3810**	Dark Turquoise	570	1
★	**738**	Very Light Tan	480	1
❖	**780**	Ultra Very Dark Topaz	358	1
X	**470**	Light Avocado Green	354	1
H	**676**	Light Old Gold	354	1
+	**895**	Very Dark Hunter Green	322	1
=	**3865**	Winter White	224	1
Z	**437**	Light Tan	192	1
A	**3348**	Light Yellow Green	170	1
V	**598**	Light Turquoise	154	1
T	**471**	Very Light Avocado Green	84	1
N	**3854**	Medium Autumn Gold	78	1
S	**3371**	Black Brown	56	1
K	**677**	Very Light Old Gold	52	1

Skeins are estimates, with the two extra rows: the thread a stitch takes on the front and back of 18 mesh canvas, plus 30 percent, rounded up for each color.

Thread colors are approximate screen matches to DMC numbers. Check against real thread before you buy.

For your own stitching, gifts and handmade pieces you sell. Do not resell or share this PDF or copies of it.

Folk art matcha with two birds

Needlepoint pattern

Columns 1 to 49, rows 1 to 90. Start at the red outline

This page is the dark part of the chart

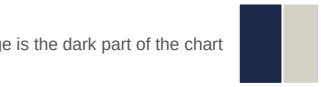



Key

- **DMC 816** Garnet
- **DMC 3808** Ultra Very Dark Turquoise
- **DMC 746** Off White
- **DMC 3852** Very Dark Straw
- **DMC 3810** Dark Turquoise
- **DMC 738** Very Light Tan
- **DMC 780** Ultra Very Dark Topaz
- **DMC 470** Light Avocado Green
- **DMC 676** Light Old Gold
- **DMC 895** Very Dark Hunter Green
- **DMC 3865** Winter White
- **DMC 437** Light Tan
- **DMC 3348** Light Yellow Green
- **DMC 598** Light Turquoise
- **DMC 471** Very Light Avocado Green
- **DMC 3854** Medium Autumn Gold
- **DMC 3371** Black Brown
- **DMC 677** Very Light Old Gold

Folk art matcha with two birds

Needlepoint pattern

Columns 50 to 90, rows 1 to 90. Gray squares: charted already, do not stitch again

This page is the dark part of the chart



Key

- **DMC 816** Garnet
- **DMC 3808** Ultra Very Dark Turquoise
- **DMC 746** Off White
- **DMC 3852** Very Dark Straw
- **DMC 3810** Dark Turquoise
- **DMC 738** Very Light Tan
- **DMC 780** Ultra Very Dark Topaz
- **DMC 470** Light Avocado Green
- **DMC 676** Light Old Gold
- **DMC 895** Very Dark Hunter Green
- **DMC 3865** Winter White
- **DMC 437** Light Tan
- **DMC 3348** Light Yellow Green
- **DMC 598** Light Turquoise
- **DMC 471** Very Light Avocado Green
- **DMC 3854** Medium Autumn Gold
- **DMC 3371** Black Brown