Folk art microphone with songbirds

Needlepoint pattern | 90 x 90 stitches | 5 x 5 in (12.7 x 12.7 cm) on 18 mesh | 7 colors



How to stitch it



1. Each square is one tent stitch, up at 1, down at 2. Lines in continental, right to left, the canvas upside down for the next row; wide areas in basketweave.
2. Cut 18 in of thread. Start and end it without a knot left behind.
3. Mark the middle of the canvas. It is the outlined square on page 2, column 45, row 45 (DMC 712): start there. Count threads, not holes.
4. Go on from it: picture first, background last. Gray squares are on two pages: stitch them once.
5. Last, two more rows all round in DMC 347: the opening's edge hides them.

First time? How to needlepoint: flossfield.com/needlepoint/guides/how-to-start/
How to read a chart: flossfield.com/needlepoint/guides/how-to-read-a-chart/

What you need

Canvas: blank mono canvas, 18 mesh (18 threads to the inch), cut 9.5 in square (24.1 cm).

Needle: blunt tapestry, size 22. Also masking tape for the cut edges, and small scissors.

Thread: six-strand floss, 7 colors, about 11 skeins in all (an estimate). Stitch with 4 strands (5 or 6 if canvas shows).

Fit it into a lid: the box or tray, acid-free board and backing. Measure the opening first.
How to fit it into a lid.

Thread list

			stitches	skeins of floss
●	**DMC 500**	Very Dark Blue Green	3,322	3
■	**DMC 712**	Cream	1,604	2
▲	**DMC 347**	Very Dark Salmon	1,558	2
◆	**DMC 3852**	Very Dark Straw	662	1
▼	**DMC 351**	Coral	556	1
★	**DMC 3348**	Light Yellow Green	308	1
❖	**DMC 3761**	Light Sky Blue	90	1

Skeins are estimates, with the two extra rows: the thread a stitch takes on the front and back of 18 mesh canvas, plus 30 percent, rounded up for each color.

Thread colors are approximate screen matches to DMC numbers. Check against real thread before you buy.

For your own stitching, gifts and handmade pieces you sell. Do not resell or share this PDF or copies of it.

Folk art microphone with songbirds

Needlepoint pattern

Columns 1 to 49, rows 1 to 90. Start at the red outline

This page is the dark part of the chart



Key

- **DMC 500** Very Dark Blue Green
- **DMC 712** Cream
- **DMC 347** Very Dark Salmon
- **DMC 3852** Very Dark Straw
- **DMC 351** Coral
- **DMC 3348** Light Yellow Green
- **DMC 3761** Light Sky Blue

Folk art microphone with songbirds

Needlepoint pattern

Columns 50 to 90, rows 1 to 90. Gray squares: charted already, do not stitch again

This page is the dark part of the chart



Key

- **DMC 500** Very Dark Blue Green
- **DMC 712** Cream
- **DMC 347** Very Dark Salmon
- **DMC 3852** Very Dark Straw
- **DMC 351** Coral
- **DMC 3348** Light Yellow Green
- **DMC 3761** Light Sky Blue