Folk art Mr Toad the motorist

Needlepoint pattern | 90 x 90 stitches | 5 x 5 in (12.7 x 12.7 cm) on 18 mesh | 17 colors



How to stitch it



1. Each square is one tent stitch, up at 1, down at 2. Lines in continental, right to left, the canvas upside down for the next row; wide areas in basketweave.
2. Cut 18 in of thread. Start and end it without a knot left behind.
3. Mark the middle of the canvas. It is the outlined square on page 2, column 45, row 45 (DMC 815): start there. Count threads, not holes.
4. Go on from it: picture first, background last. Gray squares are on two pages: stitch them once.
5. Last, two more rows all round, each stitch in the color it lies beside: the opening's edge hides them.

First time? How to needlepoint: flossfield.com/needlepoint/guides/how-to-start/
How to read a chart: flossfield.com/needlepoint/guides/how-to-read-a-chart/

What you need

Canvas: blank mono canvas, 18 mesh (18 threads to the inch), cut 9.5 in square (24.1 cm).

Needle: blunt tapestry, size 22. Also masking tape for the cut edges, and small scissors.

Thread: six-strand floss, 17 colors, about 19 skeins in all (an estimate). Stitch with 4 strands (5 or 6 if canvas shows).

Fit it into a lid: the box or tray, acid-free board and backing. Measure the opening first.
How to fit it into a lid.

Thread list, DMC

			stitches	skeins
●	**823**	Dark Navy Blue	2,172	3
■	**725**	Medium Light Topaz	996	1
▲	**321**	Red	968	1
◆	**712**	Cream	504	1
▼	**352**	Light Coral	438	1
★	**931**	Medium Antique Blue	402	1
❖	**905**	Dark Parrot Green	336	1
X	**3347**	Medium Yellow Green	312	1
H	**815**	Medium Garnet	296	1
+	**813**	Light Blue	290	1
=	**472**	Ultra Light Avocado Green	256	1
Z	**3808**	Ultra Very Dark Turquoise	242	1
A	**3810**	Dark Turquoise	236	1
V	**3750**	Very Dark Antique Blue	234	1
T	**780**	Ultra Very Dark Topaz	144	1
N	**312**	Very Dark Baby Blue	142	1
S	**890**	Ultra Dark Pistachio Green	132	1

Skeins are estimates, with the two extra rows: the thread a stitch takes on the front and back of 18 mesh canvas, plus 30 percent, rounded up for each color.

Thread colors are approximate screen matches to DMC numbers. Check against real thread before you buy.

For your own stitching, gifts and handmade pieces you sell. Do not resell or share this PDF or copies of it.

Folk art Mr Toad the motorist

Needlepoint pattern

Columns 1 to 49, rows 1 to 90. Start at the red outline

This page is the dark part of the chart



Key

- **DMC 823** Dark Navy Blue
- **DMC 725** Medium Light Topaz
- **DMC 321** Red
- **DMC 712** Cream
- **DMC 352** Light Coral
- **DMC 931** Medium Antique Blue
- **DMC 905** Dark Parrot Green
- **DMC 3347** Medium Yellow Green
- **DMC 815** Medium Garnet
- **DMC 813** Light Blue
- **DMC 472** Ultra Light Avocado Green
- **DMC 3808** Ultra Very Dark Turquoise
- **DMC 3810** Dark Turquoise
- **DMC 3750** Very Dark Antique Blue
- **DMC 780** Ultra Very Dark Topaz
- **DMC 312** Very Dark Baby Blue
- **DMC 890** Ultra Dark Pistachio Green

Folk art Mr Toad the motorist Needlepoint pattern

Columns 50 to 90, rows 1 to 90. Gray squares: charted already, do not stitch again

This page is the dark part of the chart

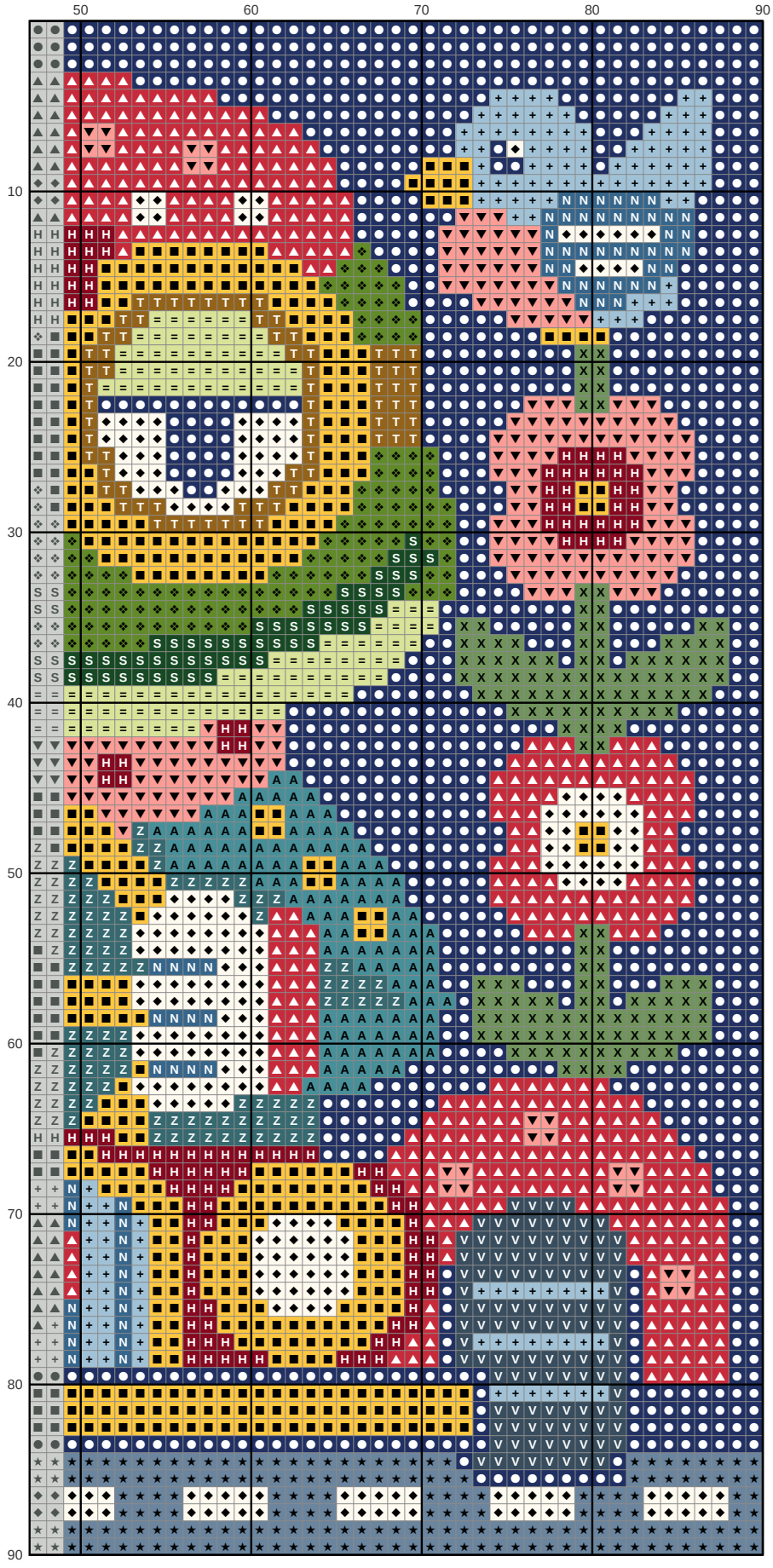

Key

- DMC 823 Dark Navy Blue
- DMC 725 Medium Light Topaz
- DMC 321 Red
- DMC 712 Cream
- DMC 352 Light Coral
- DMC 931 Medium Antique Blue
- DMC 905 Dark Parrot Green
- DMC 3347 Medium Yellow Green
- DMC 815 Medium Garnet
- DMC 813 Light Blue
- DMC 472 Ultra Light Avocado Green
- DMC 3808 Ultra Very Dark Turquoise
- DMC 3810 Dark Turquoise
- DMC 3750 Very Dark Antique Blue
- DMC 780 Ultra Very Dark Topaz
- DMC 312 Very Dark Baby Blue
- DMC 890 Ultra Dark Pistachio Green