Folk art northern flicker

Needlepoint pattern | 72 x 72 stitches | 4 x 4 in (10.2 x 10.2 cm) on 18 mesh | 11 colors



How to stitch it



1. Each square is one tent stitch, up at 1, down at 2. Lines in continental, right to left, the canvas upside down for the next row; wide areas in basketweave.
2. Cut 18 in of thread. Start and end it without a knot left behind.
3. Mark the middle of the canvas. It is the outlined square, column 36, row 36 (DMC 435): start there. Count threads, not holes.
4. Go on from it: picture first, background last. End the thread before crossing another color.
5. Last, two more rows all round, each stitch in the color it lies beside: the board's edge hides them.

First time? How to needlepoint: flossfield.com/needlepoint/guides/how-to-start/
How to read a chart: flossfield.com/needlepoint/guides/how-to-read-a-chart/

What you need

Canvas: blank mono canvas, 18 mesh (18 threads to the inch), cut 8.5 in square (21.6 cm).

Needle: blunt tapestry, size 22. Also masking tape for the cut edges, and small scissors.

Thread: six-strand floss, 11 colors, about 13 skeins in all (an estimate). Stitch with 4 strands (5 or 6 if canvas shows).

Make it an ornament: board, thin batting, backing fabric and twisted cord.
How to finish an ornament.

Thread list, DMC

			stitches	skeins
●	**775**	Very Light Baby Blue	3,111	3
=	**987**	Dark Forest Green	520	1
+	**905**	Dark Parrot Green	425	1
◆	**738**	Very Light Tan	349	1
★	**310**	Black	262	1
X	**435**	Very Light Brown	220	1
■	**970**	Light Pumpkin	148	1
H	**726**	Light Topaz	61	1
▲	**414**	Dark Steel Gray	60	1
❖	**3799**	Very Dark Pewter Gray	20	1
▼	**321**	Red	8	1

Skeins are estimates, with the two extra rows: the thread a stitch takes on the front and back of 18 mesh canvas, plus 30 percent, rounded up for each color.

Thread colors are approximate screen matches to DMC numbers. Check against real thread before you buy.

For your own stitching, gifts and handmade pieces you sell. Do not resell or share this PDF or copies of it.

Folk art northern flicker Needlepoint pattern

Chart: 72 x 72 stitches. Start at the red outline



Key

- ● **DMC 775** Very Light Baby Blue
- = **DMC 987** Dark Forest Green
- \+ **DMC 905** Dark Parrot Green
- ◆ **DMC 738** Very Light Tan
- ★ **DMC 310** Black
- X **DMC 435** Very Light Brown
- ■ **DMC 970** Light Pumpkin
- H **DMC 726** Light Topaz
- ▲ **DMC 414** Dark Steel Gray
- ❖ **DMC 3799** Very Dark Pewter Gray
- ▼ **DMC 321** Red