Folk art nursery rocking giraffe

Needlepoint pattern | 140 x 140 stitches | 14 x 14 in (35.6 x 35.6 cm) on 10 mesh | 16 colors



How to stitch it



1. Each square is one tent stitch, up at 1, down at 2. Lines in continental, right to left, the canvas upside down for the next row; wide areas in basketweave.
2. Cut 18 in of thread. Start and end it without a knot left behind.
3. Mark the middle of the canvas. It is the outlined square on page 2, column 70, row 70 (DMC 3810): start there. Count threads, not holes.
4. Go on from it: picture first, background last. Gray squares are on two pages: stitch them once.
5. Last, two more rows all round in DMC 336: the seam hides them.

First time? How to needlepoint: flossfield.com/needlepoint/guides/how-to-start/
How to read a chart: flossfield.com/needlepoint/guides/how-to-read-a-chart/

What you need

Canvas: blank mono canvas, 10 mesh (10 threads to the inch), cut 18.5 in square (47 cm).

Needle: blunt tapestry, size 18. Also masking tape for the cut edges, and small scissors.

Thread: pearl cotton size 3, 16 colors, about 41 skeins in all (an estimate). Stitch with 2 lengths together.

Make it a pillow: backing fabric, an insert the size of the stitching or an inch larger, and cord or piping for the edge. How to finish a pillow.

Thread list, DMC

			stitches	skeins
●	**3823**	Ultra Pale Yellow	6,877	11
■	**336**	Navy Blue	3,109	7
▲	**351**	Coral	1,672	3
◆	**3822**	Light Straw	1,126	2
▼	**347**	Very Dark Salmon	1,057	2
★	**3810**	Dark Turquoise	1,032	2
❖	**501**	Dark Blue Green	808	2
X	**300**	Very Dark Mahogany	776	2
H	**3820**	Dark Straw	723	2
+	**598**	Light Turquoise	681	2
=	**760**	Salmon	534	1
Z	**921**	Copper	449	1
A	**783**	Medium Topaz	356	1
V	**712**	Cream	184	1
T	**503**	Medium Blue Green	172	1
N	**3371**	Black Brown	44	1

Skeins are estimates, with the two extra rows: the thread a stitch takes on the front and back of 10 mesh canvas, plus 30 percent, rounded up for each color.

Thread colors are approximate screen matches to DMC numbers. Check against real thread before you buy.

For your own stitching, gifts and handmade pieces you sell. Do not resell or share this PDF or copies of it.

Folk art nursery rocking giraffe Needlepoint pattern

Columns 1 to 74, rows 1 to 74. Start at the red outline

This page is the dark part of the chart



Key

- ● **DMC 3823** Ultra Pale Yellow
- ■ **DMC 336** Navy Blue
- ▲ **DMC 351** Coral
- ◆ **DMC 3822** Light Straw
- ▼ **DMC 347** Very Dark Salmon
- ★ **DMC 3810** Dark Turquoise
- ❖ **DMC 501** Dark Blue Green
- X **DMC 300** Very Dark Mahogany
- H **DMC 3820** Dark Straw
- \+ **DMC 598** Light Turquoise
- = **DMC 760** Salmon
- Z **DMC 921** Copper
- A **DMC 783** Medium Topaz
- V **DMC 712** Cream
- T **DMC 503** Medium Blue Green
- N **DMC 3371** Black Brown

Folk art nursery rocking giraffe Needlepoint pattern

Columns 75 to 140, rows 1 to 74. Gray squares: charted already, do not stitch again

This page is the dark part of the chart



Key

- ● **DMC 3823** Ultra Pale Yellow
- ■ **DMC 336** Navy Blue
- ▲ **DMC 351** Coral
- ◆ **DMC 3822** Light Straw
- ▼ **DMC 347** Very Dark Salmon
- ★ **DMC 3810** Dark Turquoise
- ❖ **DMC 501** Dark Blue Green
- X **DMC 300** Very Dark Mahogany
- H **DMC 3820** Dark Straw
- \+ **DMC 598** Light Turquoise
- = **DMC 760** Salmon
- Z **DMC 921** Copper
- A **DMC 783** Medium Topaz
- V **DMC 712** Cream
- T **DMC 503** Medium Blue Green
- N **DMC 3371** Black Brown

Folk art nursery rocking giraffe Needlepoint pattern

Columns 1 to 74, rows 75 to 140. Gray squares: charted already, do not stitch again

This page is the dark part of the chart



Key

- ● **DMC 3823** Ultra Pale Yellow
- ■ **DMC 336** Navy Blue
- ▲ **DMC 351** Coral
- ◆ **DMC 3822** Light Straw
- ▼ **DMC 347** Very Dark Salmon
- ★ **DMC 3810** Dark Turquoise
- ❖ **DMC 501** Dark Blue Green
- X **DMC 300** Very Dark Mahogany
- H **DMC 3820** Dark Straw
- \+ **DMC 598** Light Turquoise
- = **DMC 760** Salmon
- Z **DMC 921** Copper
- A **DMC 783** Medium Topaz
- V **DMC 712** Cream
- T **DMC 503** Medium Blue Green

Folk art nursery rocking giraffe Needlepoint pattern

Columns 75 to 140, rows 75 to 140. Gray squares: charted already, do not stitch again

This page is the dark part of the chart



Key

- ● **DMC 3823** Ultra Pale Yellow
- ■ **DMC 336** Navy Blue
- ▲ **DMC 351** Coral
- ◆ **DMC 3822** Light Straw
- ▼ **DMC 347** Very Dark Salmon
- ★ **DMC 3810** Dark Turquoise
- ❖ **DMC 501** Dark Blue Green
- X **DMC 300** Very Dark Mahogany
- H **DMC 3820** Dark Straw
- \+ **DMC 598** Light Turquoise
- = **DMC 760** Salmon
- Z **DMC 921** Copper
- A **DMC 783** Medium Topaz
- V **DMC 712** Cream
- T **DMC 503** Medium Blue Green