Folk art palm tree

Needlepoint pattern | 90 x 126 stitches | 5 x 7 in (12.7 x 17.8 cm) on 18 mesh | 17 colors



How to stitch it



1. Each square is one tent stitch, up at 1, down at 2. Lines in continental, right to left, the canvas upside down for the next row; wide areas in basketweave.
2. Cut 18 in of thread. Start and end it without a knot left behind.
3. Mark the middle of the canvas. It is the outlined square on page 2, column 45, row 63 (DMC 3820): start there. Count threads, not holes.
4. Go on from it: picture first, background last. Gray squares are on two pages: stitch them once.
5. When it is done, block it square.

First time? How to needlepoint: flossfield.com/needlepoint/guides/how-to-start/
How to read a chart: flossfield.com/needlepoint/guides/how-to-read-a-chart/

What you need

Canvas: blank mono canvas, 18 mesh (18 threads to the inch), cut 9 in wide x 11 in high (22.9 x 27.9 cm).

Needle: blunt tapestry, size 22. Also masking tape for the cut edges, and small scissors.

Thread: six-strand floss, 17 colors, about 20 skeins in all (an estimate). Stitch with 4 strands (5 or 6 if canvas shows).

Frame it: acid-free board and a frame.
How to frame needlepoint.

Thread list, DMC

			stitches	skeins
●	823	Dark Navy Blue	3,344	3
■	350	Medium Coral	2,112	2
▲	3820	Dark Straw	1,176	1
◆	702	Kelly Green	890	1
▼	907	Light Parrot Green	666	1
★	700	Bright Green	640	1
❖	712	Cream	630	1
X	3844	Dark Bright Turquoise	624	1
H	352	Light Coral	292	1
+	738	Very Light Tan	234	1
=	782	Dark Topaz	176	1
Z	3811	Very Light Turquoise	156	1
A	918	Dark Red Copper	124	1
V	434	Light Brown	100	1
T	815	Medium Garnet	80	1
N	436	Tan	58	1
S	801	Dark Coffee Brown	38	1

Skeins are estimates: the thread a stitch takes on the front and back of 18 mesh canvas, plus 30 percent, rounded up for each color.
Thread colors are approximate screen matches to DMC numbers. Check against real thread before you buy.
For your own stitching, gifts and handmade pieces you sell. Do not resell or share this PDF or copies of it.

Folk art palm tree

Needlepoint pattern

Columns 1 to 90, rows 1 to 67. Start at the red outline

This page is the dark part of the chart



Key

- **DMC 823** Dark Navy Blue
- **DMC 350** Medium Coral
- **DMC 3820** Dark Straw
- **DMC 702** Kelly Green
- **DMC 907** Light Parrot Green
- **DMC 700** Bright Green
- **DMC 712** Cream
- **H** **DMC 352** Light Coral
- **+** **DMC 738** Very Light Tan
- **A** **DMC 918** Dark Red Copper
- **V** **DMC 434** Light Brown
- **T** **DMC 815** Medium Garnet
- **N** **DMC 436** Tan
- **S** **DMC 801** Dark Coffee Brown

Folk art palm tree

Needlepoint pattern

Columns 1 to 90, rows 68 to 126. Gray squares: charted already, do not stitch again

This page is the dark part of the chart



Key

- **DMC 823** Dark Navy Blue
- **DMC 350** Medium Coral
- **DMC 3820** Dark Straw
- **DMC 702** Kelly Green
- **DMC 700** Bright Green
- **DMC 712** Cream
- **DMC 3844** Dark Bright Turquoise
- **DMC 352** Light Coral
- **DMC 738** Very Light Tan
- **DMC 782** Dark Topaz
- **DMC 3811** Very Light Turquoise
- **DMC 918** Dark Red Copper
- **DMC 815** Medium Garnet