Folk art parrots with a heart

Needlepoint pattern | 140 x 140 stitches | 14 x 14 in (35.6 x 35.6 cm) on 10 mesh | 15 colors



How to stitch it



1. Each square is one tent stitch, up at 1, down at 2. Lines in continental, right to left, the canvas upside down for the next row; wide areas in basketweave.
2. Cut 18 in of thread. Start and end it without a knot left behind.
3. Mark the middle of the canvas. It is the outlined square on page 2, column 70, row 70 (DMC 937): start there. Count threads, not holes.
4. Go on from it: picture first, background last. Gray squares are on two pages: stitch them once.
5. Last, two more rows all round in DMC 355: the seam hides them.

First time? How to needlepoint: flossfield.com/needlepoint/guides/how-to-start/
How to read a chart: flossfield.com/needlepoint/guides/how-to-read-a-chart/

What you need

Canvas: blank mono canvas, 10 mesh (10 threads to the inch), cut 18.5 in square (47 cm).

Needle: blunt tapestry, size 18. Also masking tape for the cut edges, and small scissors.

Thread: pearl cotton size 3, 15 colors, about 40 skeins in all (an estimate). Stitch with 2 lengths together.

Make it a pillow: backing fabric, an insert the size of the stitching or an inch larger, and cord or piping for the edge. How to finish a pillow.

Thread list, DMC

			stitches	skeins
●	**336**	Navy Blue	5,374	9
■	**3047**	Light Yellow Beige	2,994	5
▲	**355**	Dark Terra Cotta	2,372	6
◆	**3852**	Very Dark Straw	1,850	3
▼	**733**	Medium Olive Green	1,604	3
★	**712**	Cream	1,354	3
❖	**613**	Very Light Drab Brown	1,330	2
X	**936**	Very Dark Avocado Green	854	2
H	**732**	Olive Green	644	1
+	**3830**	Terra Cotta	408	1
=	**937**	Medium Avocado Green	310	1
Z	**931**	Medium Antique Blue	224	1
A	**3777**	Very Dark Terra Cotta	136	1
V	**834**	Very Light Golden Olive	122	1
T	**939**	Very Dark Navy Blue	24	1

Skeins are estimates, with the two extra rows: the thread a stitch takes on the front and back of 10 mesh canvas, plus 30 percent, rounded up for each color.

Thread colors are approximate screen matches to DMC numbers. Check against real thread before you buy.

For your own stitching, gifts and handmade pieces you sell. Do not resell or share this PDF or copies of it.

Folk art parrots with a heart Needlepoint pattern

Columns 1 to 74, rows 1 to 74. Start at the red outline

This page is the dark part of the chart



Key

- DMC 336 Navy Blue
- DMC 3047 Light Yellow Beige
- DMC 355 Dark Terra Cotta
- DMC 3852 Very Dark Straw
- DMC 733 Medium Olive Green
- DMC 712 Cream
- DMC 613 Very Light Drab Brown
- DMC 936 Very Dark Avocado Green
- DMC 732 Olive Green
- DMC 3830 Terra Cotta
- DMC 937 Medium Avocado Green
- DMC 931 Medium Antique Blue
- DMC 3777 Very Dark Terra Cotta
- DMC 834 Very Light Golden Olive
- DMC 939 Very Dark Navy Blue

Folk art parrots with a heart Needlepoint pattern

Columns 75 to 140, rows 1 to 74. Gray squares: charted already, do not stitch again

This page is the dark part of the chart



Key

- **DMC 336** Navy Blue
- **DMC 3047** Light Yellow Beige
- **DMC 355** Dark Terra Cotta
- **DMC 3852** Very Dark Straw
- **DMC 733** Medium Olive Green
- **DMC 712** Cream
- **DMC 613** Very Light Drab Brown
- **DMC 936** Very Dark Avocado Green
- **DMC 732** Olive Green
- **DMC 3830** Terra Cotta
- **DMC 931** Medium Antique Blue
- **DMC 3777** Very Dark Terra Cotta
- **DMC 834** Very Light Golden Olive
- **DMC 939** Very Dark Navy Blue

Folk art parrots with a heart Needlepoint pattern

Columns 1 to 74, rows 75 to 140. Gray squares: charted already, do not stitch again

This page is the dark part of the chart



Key

- **DMC 336** Navy Blue
- **DMC 3047** Light Yellow Beige
- **DMC 355** Dark Terra Cotta
- **DMC 3852** Very Dark Straw
- **DMC 733** Medium Olive Green
- **DMC 712** Cream
- **DMC 613** Very Light Drab Brown
- **DMC 936** Very Dark Avocado Green
- **DMC 732** Olive Green
- **DMC 3830** Terra Cotta
- **DMC 937** Medium Avocado Green
- **DMC 931** Medium Antique Blue
- **DMC 3777** Very Dark Terra Cotta
- **DMC 834** Very Light Golden Olive

Folk art parrots with a heart Needlepoint pattern

Columns 75 to 140, rows 75 to 140. Gray squares: charted already, do not stitch again

This page is the dark part of the chart



Key

- **DMC 336** Navy Blue
- **DMC 3047** Light Yellow Beige
- **DMC 355** Dark Terra Cotta
- **DMC 3852** Very Dark Straw
- **DMC 733** Medium Olive Green
- **DMC 712** Cream
- **DMC 613** Very Light Drab Brown
- **DMC 936** Very Dark Avocado Green
- **DMC 732** Olive Green
- **DMC 3830** Terra Cotta
- **DMC 937** Medium Avocado Green
- **DMC 931** Medium Antique Blue
- **DMC 3777** Very Dark Terra Cotta
- **DMC 834** Very Light Golden Olive