Folk art pickle jar

Needlepoint pattern | 130 x 130 stitches | 10 x 10 in (25.4 x 25.4 cm) on 13 mesh | 19 colors



How to stitch it



1. Each square is one tent stitch, up at 1, down at 2. Lines in continental, right to left, the canvas upside down for the next row; wide areas in basketweave.
2. Cut 18 in of thread. Start and end it without a knot left behind.
3. Mark the middle of the canvas. It is the outlined square on page 2, column 65, row 65 (DMC 3823): start there. Count threads, not holes.
4. Go on from it: picture first, background last. Gray squares are on two pages: stitch them once.
5. Last, two more rows all round in DMC 347: the seam hides them.

First time? How to needlepoint: flossfield.com/needlepoint/guides/how-to-start/
How to read a chart: flossfield.com/needlepoint/guides/how-to-read-a-chart/

What you need

Canvas: blank mono canvas, 13 mesh (13 threads to the inch), cut 14.5 in square (36.8 cm).

Needle: blunt tapestry, size 20. Also masking tape for the cut edges, and small scissors.

Thread: six-strand floss, 19 colors, about 38 skeins in all (an estimate). Stitch with 7 strands (8 if canvas shows).

Make it a pillow: backing fabric, an insert the size of the stitching or an inch larger, and cord or piping for the edge. How to finish a pillow.

Thread list, DMC

			stitches	skeins
●	3823	Ultra Pale Yellow	6,083	9
■	347	Very Dark Salmon	3,334	7
▲	469	Avocado Green	2,052	3
◆	3820	Dark Straw	1,040	2
▼	471	Very Light Avocado Green	1,036	2
★	815	Medium Garnet	704	2
❖	936	Very Dark Avocado Green	390	1
X	334	Medium Baby Blue	378	1
H	336	Navy Blue	358	1
+	3809	Very Dark Turquoise	280	1
=	782	Dark Topaz	238	1
Z	3348	Light Yellow Green	217	1
A	3325	Light Baby Blue	206	1
V	BLANC	White	163	1
T	433	Medium Brown	128	1
N	772	Very Light Yellow Green	108	1
S	472	Ultra Light Avocado Green	107	1
K	747	Very Light Sky Blue	54	1
E	739	Ultra Very Light Tan	24	1

Skeins are estimates, with the two extra rows: the thread a stitch takes on the front and back of 13 mesh canvas, plus 30 percent, rounded up for each color.

Thread colors are approximate screen matches to DMC numbers. Check against real thread before you buy.

For your own stitching, gifts and handmade pieces you sell. Do not resell or share this PDF or copies of it.

Folk art pickle jar Needlepoint pattern

Columns 1 to 69, rows 1 to 69. Start at the red outline

This page is the dark part of the chart



Key

- ● **DMC 3823** Ultra Pale Yellow
- ■ **DMC 347** Very Dark Salmon
- ▲ **DMC 469** Avocado Green
- ◆ **DMC 3820** Dark Straw
- ▼ **DMC 471** Very Light Avocado Green
- ★ **DMC 815** Medium Garnet
- ❖ **DMC 936** Very Dark Avocado Green
- X **DMC 334** Medium Baby Blue
- H **DMC 336** Navy Blue
- \+ **DMC 3809** Very Dark Turquoise
- = **DMC 782** Dark Topaz
- A **DMC 3325** Light Baby Blue
- V **DMC BLANC** White
- K **DMC 747** Very Light Sky Blue

Folk art pickle jar

Needlepoint pattern

Columns 70 to 130, rows 1 to 69. Gray squares: charted already, do not stitch again

This page is the dark part of the chart



Key

- ● **DMC 3823** Ultra Pale Yellow
- ■ **DMC 347** Very Dark Salmon
- ▲ **DMC 469** Avocado Green
- ◆ **DMC 3820** Dark Straw
- ▼ **DMC 471** Very Light Avocado Green
- ★ **DMC 815** Medium Garnet
- ❖ **DMC 936** Very Dark Avocado Green
- X **DMC 334** Medium Baby Blue
- H **DMC 336** Navy Blue
- \+ **DMC 3809** Very Dark Turquoise
- = **DMC 782** Dark Topaz
- A **DMC 3325** Light Baby Blue
- V **DMC BLANC** White
- K **DMC 747** Very Light Sky Blue

Folk art pickle jar Needlepoint pattern

Columns 1 to 69, rows 70 to 130. Gray squares: charted already, do not stitch again

This page is the dark part of the chart



Key

- ● **DMC 3823** Ultra Pale Yellow
- ■ **DMC 347** Very Dark Salmon
- ▲ **DMC 469** Avocado Green
- ◆ **DMC 3820** Dark Straw
- ▼ **DMC 471** Very Light Avocado Green
- ★ **DMC 815** Medium Garnet
- ❖ **DMC 936** Very Dark Avocado Green
- X **DMC 334** Medium Baby Blue
- \+ **DMC 3809** Very Dark Turquoise
- = **DMC 782** Dark Topaz
- Z **DMC 3348** Light Yellow Green
- V **DMC BLANC** White
- T **DMC 433** Medium Brown
- N **DMC 772** Very Light Yellow Green
- S **DMC 472** Ultra Light Avocado Green
- E **DMC 739** Ultra Very Light Tan

Folk art pickle jar Needlepoint pattern

Columns 70 to 130, rows 70 to 130. Gray squares: charted already, do not stitch again

This page is the dark part of the chart



Key

- ● **DMC 3823** Ultra Pale Yellow
- ■ **DMC 347** Very Dark Salmon
- ▲ **DMC 469** Avocado Green
- ◆ **DMC 3820** Dark Straw
- ▼ **DMC 471** Very Light Avocado Green
- ★ **DMC 815** Medium Garnet
- ❖ **DMC 936** Very Dark Avocado Green
- X **DMC 334** Medium Baby Blue
- \+ **DMC 3809** Very Dark Turquoise
- = **DMC 782** Dark Topaz
- Z **DMC 3348** Light Yellow Green
- V **DMC BLANC** White
- T **DMC 433** Medium Brown
- N **DMC 772** Very Light Yellow Green
- S **DMC 472** Ultra Light Avocado Green