Folk art pickleball medallion pillow

Needlepoint pattern | 140 x 140 stitches | 14 x 14 in (35.6 x 35.6 cm) on 10 mesh | 16 colors



How to stitch it



1. Each square is one tent stitch, up at 1, down at 2. Lines in continental, right to left, the canvas upside down for the next row; wide areas in basketweave.
2. Cut 18 in of thread. Start and end it without a knot left behind.
3. Mark the middle of the canvas. It is the outlined square on page 2, column 70, row 70 (DMC 823): start there. Count threads, not holes.
4. Go on from it: picture first, background last. Gray squares are on two pages: stitch them once.
5. Last, two more rows all round in DMC 823: the seam hides them.

First time? How to needlepoint: flossfield.com/needlepoint/guides/how-to-start/
How to read a chart: flossfield.com/needlepoint/guides/how-to-read-a-chart/

What you need

Canvas: blank mono canvas, 10 mesh (10 threads to the inch), cut 18.5 in square (47 cm).

Needle: blunt tapestry, size 18. Also masking tape for the cut edges, and small scissors.

Thread: pearl cotton size 3, 16 colors, about 39 skeins in all (an estimate). Stitch with 2 lengths together.

Make it a pillow: backing fabric, an insert the size of the stitching or an inch larger, and cord or piping for the edge. How to finish a pillow.

Thread list, DMC

			stitches	skeins
●	**3823**	Ultra Pale Yellow	6,344	10
■	**823**	Dark Navy Blue	4,436	9
▲	**783**	Medium Topaz	1,984	3
◆	**321**	Red	992	2
▼	**312**	Very Dark Baby Blue	936	2
★	**3808**	Ultra Very Dark Turquoise	860	2
❖	**3712**	Medium Salmon	840	2
X	**725**	Medium Light Topaz	592	1
H	**351**	Coral	572	1
+	**3810**	Dark Turquoise	496	1
=	**760**	Salmon	444	1
Z	**815**	Medium Garnet	368	1
A	**598**	Light Turquoise	336	1
V	**726**	Light Topaz	232	1
T	**782**	Dark Topaz	124	1
N	**3853**	Dark Autumn Gold	44	1

Skeins are estimates, with the two extra rows: the thread a stitch takes on the front and back of 10 mesh canvas, plus 30 percent, rounded up for each color.

Thread colors are approximate screen matches to DMC numbers. Check against real thread before you buy.

For your own stitching, gifts and handmade pieces you sell. Do not resell or share this PDF or copies of it.

Folk art pickleball medallion pillow Needlepoint pattern

Columns 1 to 74, rows 1 to 74. Start at the red outline

This page is the dark part of the chart



Key

- ● **DMC 3823** Ultra Pale Yellow
- ■ **DMC 823** Dark Navy Blue
- ▲ **DMC 783** Medium Topaz
- ◆ **DMC 321** Red
- ▼ **DMC 312** Very Dark Baby Blue
- ★ **DMC 3808** Ultra Very Dark Turquoise
- ❖ **DMC 3712** Medium Salmon
- X **DMC 725** Medium Light Topaz
- H **DMC 351** Coral
- \+ **DMC 3810** Dark Turquoise
- = **DMC 760** Salmon
- Z **DMC 815** Medium Garnet
- A **DMC 598** Light Turquoise
- V **DMC 726** Light Topaz
- T **DMC 782** Dark Topaz
- N **DMC 3853** Dark Autumn Gold

Folk art pickleball medallion pillow Needlepoint pattern

Columns 75 to 140, rows 1 to 74. Gray squares: charted already, do not stitch again

This page is the dark part of the chart



Key

- ● **DMC 3823** Ultra Pale Yellow
- ■ **DMC 823** Dark Navy Blue
- ▲ **DMC 783** Medium Topaz
- ◆ **DMC 321** Red
- ▼ **DMC 312** Very Dark Baby Blue
- ★ **DMC 3808** Ultra Very Dark Turquoise
- ❖ **DMC 3712** Medium Salmon
- X **DMC 725** Medium Light Topaz
- H **DMC 351** Coral
- \+ **DMC 3810** Dark Turquoise
- = **DMC 760** Salmon
- Z **DMC 815** Medium Garnet
- A **DMC 598** Light Turquoise
- V **DMC 726** Light Topaz
- T **DMC 782** Dark Topaz
- N **DMC 3853** Dark Autumn Gold

Folk art pickleball medallion pillow Needlepoint pattern

Columns 1 to 74, rows 75 to 140. Gray squares: charted already, do not stitch again

This page is the dark part of the chart



Key

- ● **DMC 3823** Ultra Pale Yellow
- ■ **DMC 823** Dark Navy Blue
- ▲ **DMC 783** Medium Topaz
- ◆ **DMC 321** Red
- ▼ **DMC 312** Very Dark Baby Blue
- ★ **DMC 3808** Ultra Very Dark Turquoise
- ❖ **DMC 3712** Medium Salmon
- X **DMC 725** Medium Light Topaz
- H **DMC 351** Coral
- \+ **DMC 3810** Dark Turquoise
- = **DMC 760** Salmon
- Z **DMC 815** Medium Garnet
- A **DMC 598** Light Turquoise
- V **DMC 726** Light Topaz
- T **DMC 782** Dark Topaz

Folk art pickleball medallion pillow Needlepoint pattern

Columns 75 to 140, rows 75 to 140. Gray squares: charted already, do not stitch again

This page is the dark part of the chart



Key

- ● **DMC 3823** Ultra Pale Yellow
- ■ **DMC 823** Dark Navy Blue
- ▲ **DMC 783** Medium Topaz
- ◆ **DMC 321** Red
- ▼ **DMC 312** Very Dark Baby Blue
- ★ **DMC 3808** Ultra Very Dark Turquoise
- ❖ **DMC 3712** Medium Salmon
- X **DMC 725** Medium Light Topaz
- H **DMC 351** Coral
- \+ **DMC 3810** Dark Turquoise
- = **DMC 760** Salmon
- Z **DMC 815** Medium Garnet
- A **DMC 598** Light Turquoise
- V **DMC 726** Light Topaz
- T **DMC 782** Dark Topaz