Folk art pigeons

Needlepoint pattern | 140 x 140 stitches | 14 x 14 in (35.6 x 35.6 cm) on 10 mesh | 17 colors



How to stitch it



1. Each square is one tent stitch, up at 1, down at 2. Lines in continental, right to left, the canvas upside down for the next row; wide areas in basketweave.
2. Cut 18 in of thread. Start and end it without a knot left behind.
3. Mark the middle of the canvas. It is the outlined square on page 2, column 70, row 70 (DMC 522): start there. Count threads, not holes.
4. Go on from it: picture first, background last. Gray squares are on two pages: stitch them once.
5. Last, two more rows all round in DMC 355: the seam hides them.

First time? How to needlepoint: flossfield.com/needlepoint/guides/how-to-start/
How to read a chart: flossfield.com/needlepoint/guides/how-to-read-a-chart/

What you need

Canvas: blank mono canvas, 10 mesh (10 threads to the inch), cut 18.5 in square (47 cm).

Needle: blunt tapestry, size 18. Also masking tape for the cut edges, and small scissors.

Thread: pearl cotton size 3, 17 colors, about 41 skeins in all (an estimate). Stitch with 2 lengths together.

Make it a pillow: backing fabric, an insert the size of the stitching or an inch larger, and cord or piping for the edge. How to finish a pillow.

Thread list, DMC

			stitches	skeins
●	823	Dark Navy Blue	6,594	10
■	355	Dark Terra Cotta	3,462	7
▲	522	Fern Green	2,304	4
◆	712	Cream	2,212	4
▼	729	Medium Old Gold	1,714	3
★	931	Medium Antique Blue	684	2
❖	524	Very Light Fern Green	616	1
X	932	Light Antique Blue	508	1
H	3752	Very Light Antique Blue	380	1
+	3778	Light Terra Cotta	252	1
=	3799	Very Dark Pewter Gray	192	1
Z	3834	Dark Grape	186	1
A	3836	Light Grape	150	1
V	562	Medium Jade	132	1
T	930	Dark Antique Blue	118	1
N	564	Very Light Jade	72	1
S	939	Very Dark Navy Blue	24	1

Skeins are estimates, with the two extra rows: the thread a stitch takes on the front and back of 10 mesh canvas, plus 30 percent, rounded up for each color.

Thread colors are approximate screen matches to DMC numbers. Check against real thread before you buy.

For your own stitching, gifts and handmade pieces you sell. Do not resell or share this PDF or copies of it.

Folk art pigeons Needlepoint pattern

Columns 1 to 74, rows 1 to 74. Start at the red outline

This page is the dark part of the chart



Key

- ● **DMC 823** Dark Navy Blue
- ■ **DMC 355** Dark Terra Cotta
- ▲ **DMC 522** Fern Green
- ◆ **DMC 712** Cream
- ▼ **DMC 729** Medium Old Gold
- ★ **DMC 931** Medium Antique Blue
- ❖ **DMC 524** Very Light Fern Green
- X **DMC 932** Light Antique Blue
- H **DMC 3752** Very Light Antique Blue
- \+ **DMC 3778** Light Terra Cotta
- = **DMC 3799** Very Dark Pewter Gray
- Z **DMC 3834** Dark Grape
- A **DMC 3836** Light Grape
- V **DMC 562** Medium Jade
- T **DMC 930** Dark Antique Blue
- N **DMC 564** Very Light Jade
- S **DMC 939** Very Dark Navy Blue

Folk art pigeons Needlepoint pattern

Columns 75 to 140, rows 1 to 74. Gray squares: charted already, do not stitch again

This page is the dark part of the chart



Key

- ● **DMC 823** Dark Navy Blue
- ■ **DMC 355** Dark Terra Cotta
- ▲ **DMC 522** Fern Green
- ◆ **DMC 712** Cream
- ▼ **DMC 729** Medium Old Gold
- ★ **DMC 931** Medium Antique Blue
- ❖ **DMC 524** Very Light Fern Green
- X **DMC 932** Light Antique Blue
- H **DMC 3752** Very Light Antique Blue
- \+ **DMC 3778** Light Terra Cotta
- = **DMC 3799** Very Dark Pewter Gray
- Z **DMC 3834** Dark Grape
- A **DMC 3836** Light Grape
- V **DMC 562** Medium Jade
- T **DMC 930** Dark Antique Blue
- N **DMC 564** Very Light Jade
- S **DMC 939** Very Dark Navy Blue

Folk art pigeons Needlepoint pattern

Columns 1 to 74, rows 75 to 140. Gray squares: charted already, do not stitch again

This page is the dark part of the chart



Key

- **DMC 823** Dark Navy Blue
- **DMC 355** Dark Terra Cotta
- **DMC 522** Fern Green
- **DMC 712** Cream
- **DMC 729** Medium Old Gold
- **DMC 931** Medium Antique Blue
- **DMC 524** Very Light Fern Green
- **DMC 932** Light Antique Blue
- **DMC 3752** Very Light Antique Blue
- **DMC 3778** Light Terra Cotta
- **DMC 930** Dark Antique Blue

Folk art pigeons Needlepoint pattern

Columns 75 to 140, rows 75 to 140. Gray squares: charted already, do not stitch again

This page is the dark part of the chart



Key

- **DMC 823** Dark Navy Blue
- **DMC 355** Dark Terra Cotta
- **DMC 522** Fern Green
- **DMC 712** Cream
- **DMC 729** Medium Old Gold
- **DMC 931** Medium Antique Blue
- **DMC 524** Very Light Fern Green
- **DMC 932** Light Antique Blue
- **DMC 3752** Very Light Antique Blue
- **DMC 3778** Light Terra Cotta
- **DMC 930** Dark Antique Blue