Folk art pineapple

Needlepoint pattern | 90 x 90 stitches | 5 x 5 in (12.7 x 12.7 cm) on 18 mesh | 12 colors



How to stitch it



1. Each square is one tent stitch, up at 1, down at 2. Lines in continental, right to left, the canvas upside down for the next row; wide areas in basketweave.
2. Cut 18 in of thread. Start and end it without a knot left behind.
3. Mark the middle of the canvas. It is the outlined square on page 2, column 45, row 45 (DMC 3810): start there. Count threads, not holes.
4. Go on from it: picture first, background last. Gray squares are on two pages: stitch them once.
5. Last, two more rows all round in DMC 3808: the opening's edge hides them.

First time? How to needlepoint: flossfield.com/needlepoint/guides/how-to-start/
How to read a chart: flossfield.com/needlepoint/guides/how-to-read-a-chart/

What you need

Canvas: blank mono canvas, 18 mesh (18 threads to the inch), cut 9.5 in square (24.1 cm).

Needle: blunt tapestry, size 22. Also masking tape for the cut edges, and small scissors.

Thread: six-strand floss, 12 colors, about 16 skeins in all (an estimate). Stitch with 4 strands (5 or 6 if canvas shows).

Fit it into a lid: the box or tray, acid-free board and backing. Measure the opening first.
How to fit it into a lid.

Thread list, DMC

			stitches	skeins
●	**3823**	Ultra Pale Yellow	3,398	3
■	**347**	Very Dark Salmon	1,328	2
▲	**936**	Very Dark Avocado Green	790	1
◆	**3808**	Ultra Very Dark Turquoise	724	2
▼	**3821**	Straw	550	1
★	**3810**	Dark Turquoise	412	1
❖	**920**	Medium Copper	296	1
X	**3346**	Hunter Green	266	1
H	**470**	Light Avocado Green	240	1
+	**3750**	Very Dark Antique Blue	42	1
=	**783**	Medium Topaz	38	1
Z	**3031**	Very Dark Mocha Brown	16	1

Skeins are estimates, with the two extra rows: the thread a stitch takes on the front and back of 18 mesh canvas, plus 30 percent, rounded up for each color.

Thread colors are approximate screen matches to DMC numbers. Check against real thread before you buy.

For your own stitching, gifts and handmade pieces you sell. Do not resell or share this PDF or copies of it.

Folk art pineapple

Needlepoint pattern

Columns 1 to 49, rows 1 to 90. Start at the red outline

This page is the dark part of the chart



Key

- ● **DMC 3823** Ultra Pale Yellow
- ■ **DMC 347** Very Dark Salmon
- ▲ **DMC 936** Very Dark Avocado Green
- ◆ **DMC 3808** Ultra Very Dark Turquoise
- ▼ **DMC 3821** Straw
- ★ **DMC 3810** Dark Turquoise
- ❖ **DMC 920** Medium Copper
- X **DMC 3346** Hunter Green
- H **DMC 470** Light Avocado Green
- \+ **DMC 3750** Very Dark Antique Blue
- = **DMC 783** Medium Topaz
- Z **DMC 3031** Very Dark Mocha Brown

Folk art pineapple Needlepoint pattern

Columns 50 to 90, rows 1 to 90. Gray squares: charted already, do not stitch again

This page is the dark part of the chart



Key

- ● **DMC 3823** Ultra Pale Yellow
- ■ **DMC 347** Very Dark Salmon
- ▲ **DMC 936** Very Dark Avocado Green
- ◆ **DMC 3808** Ultra Very Dark Turquoise
- ▼ **DMC 3821** Straw
- ★ **DMC 3810** Dark Turquoise
- ❖ **DMC 920** Medium Copper
- X **DMC 3346** Hunter Green
- H **DMC 470** Light Avocado Green
- \+ **DMC 3750** Very Dark Antique Blue
- = **DMC 783** Medium Topaz
- Z **DMC 3031** Very Dark Mocha Brown