Folk art princess with roses and birds

Needlepoint pattern | 140 x 140 stitches | 14 x 14 in (35.6 x 35.6 cm) on 10 mesh | 17 colors



How to stitch it



1. Each square is one tent stitch, up at 1, down at 2. Lines in continental, right to left, the canvas upside down for the next row; wide areas in basketweave.
2. Cut 18 in of thread. Start and end it without a knot left behind.
3. Mark the middle of the canvas. It is the outlined square on page 2, column 70, row 70 (DMC 783): start there. Count threads, not holes.
4. Go on from it: picture first, background last. Gray squares are on two pages: stitch them once.
5. Last, two more rows all round in DMC 347: the seam hides them.

First time? How to needlepoint: flossfield.com/needlepoint/guides/how-to-start/
How to read a chart: flossfield.com/needlepoint/guides/how-to-read-a-chart/

What you need

Canvas: blank mono canvas, 10 mesh (10 threads to the inch), cut 18.5 in square (47 cm).

Needle: blunt tapestry, size 18. Also masking tape for the cut edges, and small scissors.

Thread: pearl cotton size 3, 17 colors, about 43 skeins in all (an estimate). Stitch with 2 lengths together.

Make it a pillow: backing fabric, an insert the size of the stitching or an inch larger, and cord or piping for the edge. How to finish a pillow.

Thread list, DMC

			stitches	skeins
●	**3823**	Ultra Pale Yellow	5,890	9
□	**3808**	Ultra Very Dark Turquoise	3,704	6
▲	**347**	Very Dark Salmon	2,894	7
◆	**783**	Medium Topaz	2,024	4
▼	**3354**	Light Dusty Rose	1,408	3
★	**3810**	Dark Turquoise	912	2
❖	**939**	Very Dark Navy Blue	876	2
X	**3811**	Very Light Turquoise	540	1
H	**3371**	Black Brown	378	1
+	**422**	Light Hazelnut Brown	336	1
=	**3822**	Light Straw	276	1
Z	**815**	Medium Garnet	166	1
A	**3733**	Dusty Rose	96	1
V	**801**	Dark Coffee Brown	32	1
T	**3865**	Winter White	30	1
N	**3863**	Medium Mocha Beige	20	1
S	**433**	Medium Brown	18	1

Skeins are estimates, with the two extra rows: the thread a stitch takes on the front and back of 10 mesh canvas, plus 30 percent, rounded up for each color.

Thread colors are approximate screen matches to DMC numbers. Check against real thread before you buy.

For your own stitching, gifts and handmade pieces you sell. Do not resell or share this PDF or copies of it.

Folk art princess with roses and birds

Needlepoint pattern

Columns 1 to 74, rows 1 to 74. Start at the red outline

This page is the dark part of the chart



Key

- ● **DMC 3823** Ultra Pale Yellow
- ■ **DMC 3808** Ultra Very Dark Turquoise
- ▲ **DMC 347** Very Dark Salmon
- ◆ **DMC 783** Medium Topaz
- ▼ **DMC 3354** Light Dusty Rose
- ★ **DMC 3810** Dark Turquoise
- ❖ **DMC 939** Very Dark Navy Blue
- X **DMC 3811** Very Light Turquoise
- H **DMC 3371** Black Brown
- \+ **DMC 422** Light Hazelnut Brown
- = **DMC 3822** Light Straw
- Z **DMC 815** Medium Garnet
- A **DMC 3733** Dusty Rose
- V **DMC 801** Dark Coffee Brown
- T **DMC 3865** Winter White
- N **DMC 3863** Medium Mocha Beige
- S **DMC 433** Medium Brown

Folk art princess with roses and birds Needlepoint pattern

Columns 75 to 140, rows 1 to 74. Gray squares: charted already, do not stitch again

This page is the dark part of the chart



Key

- ● **DMC 3823** Ultra Pale Yellow
- ■ **DMC 3808** Ultra Very Dark Turquoise
- ▲ **DMC 347** Very Dark Salmon
- ◆ **DMC 783** Medium Topaz
- ▼ **DMC 3354** Light Dusty Rose
- ★ **DMC 3810** Dark Turquoise
- ❖ **DMC 939** Very Dark Navy Blue
- X **DMC 3811** Very Light Turquoise
- H **DMC 3371** Black Brown
- \+ **DMC 422** Light Hazelnut Brown
- = **DMC 3822** Light Straw
- Z **DMC 815** Medium Garnet
- A **DMC 3733** Dusty Rose
- V **DMC 801** Dark Coffee Brown
- T **DMC 3865** Winter White
- S **DMC 433** Medium Brown

Folk art princess with roses and birds Needlepoint pattern

Columns 1 to 74, rows 75 to 140. Gray squares: charted already, do not stitch again

This page is the dark part of the chart



Key

- ● **DMC 3823** Ultra Pale Yellow
- ■ **DMC 3808** Ultra Very Dark Turquoise
- ▲ **DMC 347** Very Dark Salmon
- ◆ **DMC 783** Medium Topaz
- ▼ **DMC 3354** Light Dusty Rose
- ★ **DMC 3810** Dark Turquoise
- ❖ **DMC 939** Very Dark Navy Blue
- X **DMC 3811** Very Light Turquoise
- = **DMC 3822** Light Straw

Folk art princess with roses and birds

Needlepoint pattern

Columns 75 to 140, rows 75 to 140. Gray squares: charted already, do not stitch again

This page is the dark part of the chart



Key

- ● **DMC 3823** Ultra Pale Yellow
- ■ **DMC 3808** Ultra Very Dark Turquoise
- ▲ **DMC 347** Very Dark Salmon
- ◆ **DMC 783** Medium Topaz
- ▼ **DMC 3354** Light Dusty Rose
- ★ **DMC 3810** Dark Turquoise
- ❖ **DMC 939** Very Dark Navy Blue
- X **DMC 3811** Very Light Turquoise
- = **DMC 3822** Light Straw