Folk art fox

Needlepoint pattern | 104 x 104 stitches | 8 x 8 in (20.3 x 20.3 cm) on 13 mesh | 11 colors



How to stitch it



1. Each square is one tent stitch, up at 1, down at 2. Lines in continental, right to left, the canvas upside down for the next row; wide areas in basketweave.
2. Cut 18 in of thread. Start and end it without a knot left behind.
3. Mark the middle of the canvas. It is the outlined square on page 2, column 52, row 52 (DMC 720): start there. Count threads, not holes.
4. Go on from it: picture first, background last. Gray squares are on two pages: stitch them once.
5. Last, two more rows all round in DMC 783: the seam hides them.

First time? How to needlepoint: flossfield.com/needlepoint/guides/how-to-start/
How to read a chart: flossfield.com/needlepoint/guides/how-to-read-a-chart/

What you need

Canvas: blank mono canvas, 13 mesh (13 threads to the inch), cut 12.5 in square (31.8 cm).

Needle: blunt tapestry, size 20. Also masking tape for the cut edges, and small scissors.

Thread: six-strand floss, 11 colors, about 22 skeins in all (an estimate). Stitch with 7 strands (8 if canvas shows).

Make it a pillow: backing fabric, an insert the size of the stitching or an inch larger, and cord or piping for the edge. How to finish a pillow.

Thread list, DMC

			stitches	skeins
●	**939**	Very Dark Navy Blue	3,437	5
■	**720**	Dark Orange Spice	1,914	3
▲	**347**	Very Dark Salmon	1,448	3
◆	**712**	Cream	1,263	2
▼	**783**	Medium Topaz	928	3
★	**989**	Forest Green	511	1
❖	**815**	Medium Garnet	438	1
X	**3731**	Very Dark Dusty Rose	386	1
H	**3821**	Straw	314	1
+	**3841**	Pale Baby Blue	138	1
=	**3708**	Light Melon	39	1

Skeins are estimates, with the two extra rows: the thread a stitch takes on the front and back of 13 mesh canvas, plus 30 percent, rounded up for each color.

Thread colors are approximate screen matches to DMC numbers. Check against real thread before you buy.

For your own stitching, gifts and handmade pieces you sell. Do not resell or share this PDF or copies of it.

Folk art fox

Needlepoint pattern

Columns 1 to 52, rows 1 to 104. Start at the red outline

This page is the dark part of the chart



Key

- DMC 939 Very Dark Navy Blue
- DMC 720 Dark Orange Spice
- DMC 347 Very Dark Salmon
- DMC 712 Cream
- DMC 783 Medium Topaz
- DMC 989 Forest Green
- DMC 815 Medium Garnet
- DMC 3731 Very Dark Dusty Rose
- DMC 3821 Straw
- DMC 3841 Pale Baby Blue
- DMC 3708 Light Melon

Folk art fox

Needlepoint pattern

This page is the dark part of the chart

Columns 53 to 104, rows 1 to 104. Gray squares: charted already, do not stitch again



Key

- DMC 939 Very Dark Navy Blue
- DMC 720 Dark Orange Spice
- DMC 347 Very Dark Salmon
- DMC 712 Cream
- DMC 783 Medium Topaz
- DMC 989 Forest Green
- DMC 815 Medium Garnet
- DMC 3731 Very Dark Dusty Rose
- DMC 3821 Straw
- DMC 3841 Pale Baby Blue