Folk art saddles

Needlepoint pattern | 140 x 140 stitches | 14 x 14 in (35.6 x 35.6 cm) on 10 mesh | 17 colors



How to stitch it



1. Each square is one tent stitch, up at 1, down at 2. Lines in continental, right to left, the canvas upside down for the next row; wide areas in basketweave.
2. Cut 18 in of thread. Start and end it without a knot left behind.
3. Mark the middle of the canvas. It is the outlined square on page 2, column 70, row 70 (DMC 3364): start there. Count threads, not holes.
4. Go on from it: picture first, background last. Gray squares are on two pages: stitch them once.
5. Last, two more rows all round in DMC 154: the seam hides them.

First time? How to needlepoint: flossfield.com/needlepoint/guides/how-to-start/
How to read a chart: flossfield.com/needlepoint/guides/how-to-read-a-chart/

What you need

Canvas: blank mono canvas, 10 mesh (10 threads to the inch), cut 18.5 in square (47 cm).

Needle: blunt tapestry, size 18. Also masking tape for the cut edges, and small scissors.

Thread: pearl cotton size 3, 17 colors, about 39 skeins in all (an estimate). Stitch with 2 lengths together.

Make it a pillow: backing fabric, an insert the size of the stitching or an inch larger, and cord or piping for the edge. How to finish a pillow.

Thread list, DMC

			stitches	skeins
●	**738**	Very Light Tan	3,958	6
■	**154**	Very Dark Grape	3,496	7
▲	**783**	Medium Topaz	1,624	3
◆	**3777**	Very Dark Terra Cotta	1,268	2
▼	**712**	Cream	1,256	2
★	**3830**	Terra Cotta	1,122	2
❖	**3808**	Ultra Very Dark Turquoise	1,062	2
X	**434**	Light Brown	1,054	2
H	**300**	Very Dark Mahogany	958	2
+	**3810**	Dark Turquoise	918	2
=	**3834**	Dark Grape	708	2
Z	**3364**	Pine Green	696	2
A	**436**	Tan	380	1
V	**676**	Light Old Gold	370	1
T	**3345**	Dark Hunter Green	302	1
N	**3363**	Medium Pine Green	266	1
S	**598**	Light Turquoise	162	1

Skeins are estimates, with the two extra rows: the thread a stitch takes on the front and back of 10 mesh canvas, plus 30 percent, rounded up for each color.

Thread colors are approximate screen matches to DMC numbers. Check against real thread before you buy.

For your own stitching, gifts and handmade pieces you sell. Do not resell or share this PDF or copies of it.

Folk art saddles Needlepoint pattern

Columns 1 to 74, rows 1 to 74. Start at the red outline

This page is the dark part of the chart



Key

- ● **DMC 738** Very Light Tan
- ■ **DMC 154** Very Dark Grape
- ▲ **DMC 783** Medium Topaz
- ◆ **DMC 3777** Very Dark Terra Cotta
- ▼ **DMC 712** Cream
- ★ **DMC 3830** Terra Cotta
- ❖ **DMC 3808** Ultra Very Dark Turquoise
- X **DMC 434** Light Brown
- H **DMC 300** Very Dark Mahogany
- \+ **DMC 3810** Dark Turquoise
- = **DMC 3834** Dark Grape
- Z **DMC 3364** Pine Green
- A **DMC 436** Tan
- V **DMC 676** Light Old Gold
- T **DMC 3345** Dark Hunter Green
- N **DMC 3363** Medium Pine Green
- S **DMC 598** Light Turquoise

Folk art saddles Needlepoint pattern

Columns 75 to 140, rows 1 to 74. Gray squares: charted already, do not stitch again

This page is the dark part of the chart



Key

- ● **DMC 738** Very Light Tan
- ■ **DMC 154** Very Dark Grape
- ▲ **DMC 783** Medium Topaz
- ◆ **DMC 3777** Very Dark Terra Cotta
- ▼ **DMC 712** Cream
- ★ **DMC 3830** Terra Cotta
- ❖ **DMC 3808** Ultra Very Dark Turquoise
- X **DMC 434** Light Brown
- H **DMC 300** Very Dark Mahogany
- \+ **DMC 3810** Dark Turquoise
- = **DMC 3834** Dark Grape
- Z **DMC 3364** Pine Green
- A **DMC 436** Tan
- V **DMC 676** Light Old Gold
- T **DMC 3345** Dark Hunter Green
- N **DMC 3363** Medium Pine Green
- S **DMC 598** Light Turquoise

Folk art saddles Needlepoint pattern

Columns 1 to 74, rows 75 to 140. Gray squares: charted already, do not stitch again

This page is the dark part of the chart



Key

- ● **DMC 738** Very Light Tan
- ■ **DMC 154** Very Dark Grape
- ▲ **DMC 783** Medium Topaz
- ◆ **DMC 3777** Very Dark Terra Cotta
- ▼ **DMC 712** Cream
- ★ **DMC 3830** Terra Cotta
- X **DMC 434** Light Brown
- H **DMC 300** Very Dark Mahogany
- \+ **DMC 3810** Dark Turquoise
- = **DMC 3834** Dark Grape
- Z **DMC 3364** Pine Green
- A **DMC 436** Tan
- V **DMC 676** Light Old Gold
- T **DMC 3345** Dark Hunter Green
- N **DMC 3363** Medium Pine Green

Folk art saddles Needlepoint pattern

Columns 75 to 140, rows 75 to 140. Gray squares: charted already, do not stitch again

This page is the dark part of the chart



Key

- ● **DMC 738** Very Light Tan
- ■ **DMC 154** Very Dark Grape
- ▲ **DMC 783** Medium Topaz
- ◆ **DMC 3777** Very Dark Terra Cotta
- ▼ **DMC 712** Cream
- ★ **DMC 3830** Terra Cotta
- X **DMC 434** Light Brown
- H **DMC 300** Very Dark Mahogany
- \+ **DMC 3810** Dark Turquoise
- = **DMC 3834** Dark Grape
- A **DMC 436** Tan
- V **DMC 676** Light Old Gold
- T **DMC 3345** Dark Hunter Green