Folk art Sagittarius the archer

Needlepoint pattern | 90 x 90 stitches | 5 x 5 in (12.7 x 12.7 cm) on 18 mesh | 17 colors



How to stitch it



1. Each square is one tent stitch, up at 1, down at 2. Lines in continental, right to left, the canvas upside down for the next row; wide areas in basketweave.
2. Cut 18 in of thread. Start and end it without a knot left behind.
3. Mark the middle of the canvas. It is the outlined square on page 2, column 45, row 45 (DMC 402): start there. Count threads, not holes.
4. Go on from it: picture first, background last. Gray squares are on two pages: stitch them once.
5. Last, two more rows all round, each stitch in the color it lies beside: the opening's edge hides them.

First time? How to needlepoint: flossfield.com/needlepoint/guides/how-to-start/
How to read a chart: flossfield.com/needlepoint/guides/how-to-read-a-chart/

What you need

Canvas: blank mono canvas, 18 mesh (18 threads to the inch), cut 9.5 in square (24.1 cm).

Needle: blunt tapestry, size 22. Also masking tape for the cut edges, and small scissors.

Thread: six-strand floss, 17 colors, about 20 skeins in all (an estimate). Stitch with 4 strands (5 or 6 if canvas shows).

Fit it into a lid: the box or tray, acid-free board and backing. Measure the opening first.
How to fit it into a lid.

Thread list, DMC

			stitches	skeins
●	3808	Ultra Very Dark Turquoise	3,993	4
■	732	Olive Green	714	1
▲	712	Cream	673	1
◆	350	Medium Coral	509	1
▼	734	Light Olive Green	326	1
★	783	Medium Topaz	282	1
❖	3856	Ultra Very Light Mahogany	265	1
X	3822	Light Straw	246	1
H	741	Medium Tangerine	237	1
+	3752	Very Light Antique Blue	222	1
=	801	Dark Coffee Brown	214	1
Z	921	Copper	199	1
A	437	Light Tan	85	1
V	931	Medium Antique Blue	77	1
T	402	Very Light Mahogany	28	1
N	815	Medium Garnet	19	1
S	3371	Black Brown	11	1

Skeins are estimates, with the two extra rows: the thread a stitch takes on the front and back of 18 mesh canvas, plus 30 percent, rounded up for each color.

Thread colors are approximate screen matches to DMC numbers. Check against real thread before you buy.

For your own stitching, gifts and handmade pieces you sell. Do not resell or share this PDF or copies of it.

Folk art Sagittarius the archer

Needlepoint pattern

Columns 1 to 49, rows 1 to 90. Start at the red outline

This page is the dark part of the chart



Key

- **DMC 3808** Ultra Very Dark Turquoise
- **DMC 732** Olive Green
- **DMC 712** Cream
- **DMC 350** Medium Coral
- **DMC 734** Light Olive Green
- **DMC 783** Medium Topaz
- **DMC 3856** Ultra Very Light Mahogany
- **DMC 3822** Light Straw
- **DMC 741** Medium Tangerine
- **DMC 3752** Very Light Antique Blue
- **DMC 801** Dark Coffee Brown
- **DMC 921** Copper
- **DMC 437** Light Tan
- **DMC 931** Medium Antique Blue
- **DMC 402** Very Light Mahogany
- **DMC 815** Medium Garnet
- **DMC 3371** Black Brown

Folk art Sagittarius the archer Needlepoint pattern

Columns 50 to 90, rows 1 to 90. Gray squares: charted already, do not stitch again

This page is the dark part of the chart



Key

- **DMC 3808** Ultra Very Dark Turquoise
- **DMC 732** Olive Green
- **DMC 712** Cream
- **DMC 350** Medium Coral
- **DMC 734** Light Olive Green
- **DMC 783** Medium Topaz
- **DMC 3856** Ultra Very Light Mahogany
- **DMC 3822** Light Straw
- **DMC 741** Medium Tangerine
- **DMC 3752** Very Light Antique Blue
- **DMC 801** Dark Coffee Brown
- **DMC 921** Copper
- **DMC 437** Light Tan
- **DMC 931** Medium Antique Blue
- **DMC 402** Very Light Mahogany
- **DMC 815** Medium Garnet