Scandinavian Santa with reindeer

Needlepoint pattern | 140 x 140 stitches | 14 x 14 in (35.6 x 35.6 cm) on 10 mesh | 13 colors



How to stitch it



1. Each square is one tent stitch, up at 1, down at 2. Lines in continental, right to left, the canvas upside down for the next row; wide areas in basketweave.
2. Cut 18 in of thread. Start and end it without a knot left behind.
3. Mark the middle of the canvas. It is the outlined square on page 2, column 70, row 70 (DMC 3778): start there. Count threads, not holes.
4. Go on from it: picture first, background last. Gray squares are on two pages: stitch them once.
5. Last, two more rows all round in DMC 3799: the seam hides them.

First time? How to needlepoint: flossfield.com/needlepoint/guides/how-to-start/
How to read a chart: flossfield.com/needlepoint/guides/how-to-read-a-chart/

What you need

Canvas: blank mono canvas, 10 mesh (10 threads to the inch), cut 18.5 in square (47 cm).

Needle: blunt tapestry, size 18. Also masking tape for the cut edges, and small scissors.

Thread: pearl cotton size 3, 13 colors, about 39 skeins in all (an estimate). Stitch with 2 lengths together.

Make it a pillow: backing fabric, an insert the size of the stitching or an inch larger, and cord or piping for the edge. How to finish a pillow.

Thread list, DMC

			stitches	skeins
●	**3799**	Very Dark Pewter Gray	6,756	12
■	**ECRU**	Ecru	4,558	7
▲	**815**	Medium Garnet	4,266	7
◆	**842**	Very Light Beige Brown	1,116	2
▼	**932**	Light Antique Blue	974	2
★	**321**	Red	826	2
❖	**3752**	Very Light Antique Blue	564	1
X	**841**	Light Beige Brown	354	1
H	**945**	Tawny	88	1
+	**931**	Medium Antique Blue	48	1
=	**304**	Medium Red	28	1
Z	**758**	Very Light Terra Cotta	12	1
A	**3778**	Light Terra Cotta	10	1

Skeins are estimates, with the two extra rows: the thread a stitch takes on the front and back of 10 mesh canvas, plus 30 percent, rounded up for each color.

Thread colors are approximate screen matches to DMC numbers. Check against real thread before you buy.

For your own stitching, gifts and handmade pieces you sell. Do not resell or share this PDF or copies of it.

Scandinavian Santa with reindeer Needlepoint pattern

Columns 1 to 74, rows 1 to 74. Start at the red outline

This page is the dark part of the chart



Key

- **DMC 3799** Very Dark Pewter Gray
- **DMC ECRU** Ecru
- **DMC 815** Medium Garnet
- **DMC 842** Very Light Beige Brown
- **DMC 932** Light Antique Blue
- **DMC 321** Red
- **DMC 841** Light Beige Brown
- **DMC 945** Tawny
- **DMC 931** Medium Antique Blue
- **DMC 304** Medium Red
- **DMC 758** Very Light Terra Cotta
- **DMC 3778** Light Terra Cotta

Scandinavian Santa with reindeer Needlepoint pattern

Columns 75 to 140, rows 1 to 74. Gray squares: charted already, do not stitch again

This page is the dark part of the chart



Key

- **DMC 3799** Very Dark Pewter Gray
- **DMC ECRU** Ecru
- **DMC 815** Medium Garnet
- **DMC 842** Very Light Beige Brown
- **DMC 932** Light Antique Blue
- **DMC 321** Red
- **DMC 841** Light Beige Brown
- **DMC 945** Tawny
- **DMC 931** Medium Antique Blue
- **DMC 304** Medium Red
- **DMC 758** Very Light Terra Cotta

Scandinavian Santa with reindeer Needlepoint pattern

Columns 1 to 74, rows 75 to 140. Gray squares: charted already, do not stitch again

This page is the dark part of the chart



Key

- **DMC 3799** Very Dark Pewter Gray
- **DMC ECRU** Ecru
- **DMC 815** Medium Garnet
- **DMC 842** Very Light Beige Brown
- **DMC 932** Light Antique Blue
- **DMC 321** Red
- **DMC 3752** Very Light Antique Blue
- **DMC 841** Light Beige Brown

Scandinavian Santa with reindeer Needlepoint pattern

Columns 75 to 140, rows 75 to 140. Gray squares: charted already, do not stitch again

This page is the dark part of the chart



Key

- **DMC 3799** Very Dark Pewter Gray
- **DMC ECRU** Ecru
- **DMC 815** Medium Garnet
- **DMC 842** Very Light Beige Brown
- **DMC 932** Light Antique Blue
- **DMC 321** Red
- **DMC 3752** Very Light Antique Blue
- **DMC 841** Light Beige Brown