Folk art scarab

Needlepoint pattern | 72 x 72 stitches | 4 x 4 in (10.2 x 10.2 cm) on 18 mesh | 10 colors



How to stitch it



1. Each square is one tent stitch, up at 1, down at 2. Lines in continental, right to left, the canvas upside down for the next row; wide areas in basketweave.
2. Cut 18 in of thread. Start and end it without a knot left behind.
3. Mark the middle of the canvas. It is the outlined square, column 36, row 36 (DMC 712): start there. Count threads, not holes.
4. Go on from it: picture first, background last. End the thread before crossing another color.
5. Last, two more rows all round in DMC 814: the board's edge hides them.

First time? How to needlepoint: flossfield.com/needlepoint/guides/how-to-start/
How to read a chart: flossfield.com/needlepoint/guides/how-to-read-a-chart/

What you need

Canvas: blank mono canvas, 18 mesh (18 threads to the inch), cut 8.5 in square (21.6 cm).

Needle: blunt tapestry, size 22. Also masking tape for the cut edges, and small scissors.

Thread: six-strand floss, 10 colors, about 12 skeins in all (an estimate). Stitch with 4 strands (5 or 6 if canvas shows).

Make it an ornament: board, thin batting, backing fabric and twisted cord.
How to finish an ornament.

Thread list

			stitches	skeins of floss
●	**DMC 814**	Dark Garnet	2,346	3
■	**DMC 3820**	Dark Straw	710	1
▲	**DMC 503**	Medium Blue Green	684	1
◆	**DMC 3733**	Dusty Rose	456	1
▼	**DMC 712**	Cream	400	1
★	**DMC 3808**	Ultra Very Dark Turquoise	314	1
❖	**DMC 3810**	Dark Turquoise	214	1
X	**DMC 3350**	Ultra Dark Dusty Rose	24	1
H	**DMC 3689**	Light Mauve	20	1
+	**DMC 782**	Dark Topaz	16	1

Skeins are estimates, with the two extra rows: the thread a stitch takes on the front and back of 18 mesh canvas, plus 30 percent, rounded up for each color.

Thread colors are approximate screen matches to DMC numbers. Check against real thread before you buy.

For your own stitching, gifts and handmade pieces you sell. Do not resell or share this PDF or copies of it.

Folk art scarab Needlepoint pattern

Chart: 72 x 72 stitches. Start at the red outline



Key

- **DMC 814** Dark Garnet
- **DMC 3820** Dark Straw
- **DMC 503** Medium Blue Green
- **DMC 3733** Dusty Rose
- **DMC 712** Cream
- **DMC 3808** Ultra Very Dark Turquoise
- **DMC 3810** Dark Turquoise
- **DMC 3350** Ultra Dark Dusty Rose
- **DMC 3689** Light Mauve
- **DMC 782** Dark Topaz