Folk art seagulls

Needlepoint pattern | 90 x 90 stitches | 5 x 5 in (12.7 x 12.7 cm) on 18 mesh | 12 colors



How to stitch it



1. Each square is one tent stitch, up at 1, down at 2. Lines in continental, right to left, the canvas upside down for the next row; wide areas in basketweave.
2. Cut 18 in of thread. Start and end it without a knot left behind.
3. Mark the middle of the canvas. It is the outlined square on page 2, column 45, row 45 (DMC 350): start there. Count threads, not holes.
4. Go on from it: picture first, background last. Gray squares are on two pages: stitch them once.
5. Last, two more rows all round in DMC 823: the opening's edge hides them.

First time? How to needlepoint: flossfield.com/needlepoint/guides/how-to-start/
How to read a chart: flossfield.com/needlepoint/guides/how-to-read-a-chart/

What you need

Canvas: blank mono canvas, 18 mesh (18 threads to the inch), cut 9.5 in square (24.1 cm).

Needle: blunt tapestry, size 22. Also masking tape for the cut edges, and small scissors.

Thread: six-strand floss, 12 colors, about 15 skeins in all (an estimate). Stitch with 4 strands (5 or 6 if canvas shows).

Fit it into a lid: the box or tray, acid-free board and backing. Measure the opening first.
How to fit it into a lid.

Thread list, DMC

			stitches	skeins
●	**815**	Medium Garnet	2,176	2
■	**712**	Cream	1,624	2
▲	**823**	Dark Navy Blue	1,056	2
◆	**334**	Medium Baby Blue	872	1
▼	**350**	Medium Coral	498	1
★	**3325**	Light Baby Blue	458	1
❖	**783**	Medium Topaz	432	1
X	**561**	Very Dark Jade	396	1
H	**353**	Peach	220	1
+	**3822**	Light Straw	202	1
=	**563**	Light Jade	154	1
Z	**780**	Ultra Very Dark Topaz	12	1

Skeins are estimates, with the two extra rows: the thread a stitch takes on the front and back of 18 mesh canvas, plus 30 percent, rounded up for each color.

Thread colors are approximate screen matches to DMC numbers. Check against real thread before you buy.

For your own stitching, gifts and handmade pieces you sell. Do not resell or share this PDF or copies of it.

Folk art seagulls

Needlepoint pattern

Columns 1 to 45, rows 1 to 90. Start at the red outline

This page is the dark part of the chart



Key

- DMC 815 Medium Garnet
- DMC 712 Cream
- DMC 823 Dark Navy Blue
- DMC 334 Medium Baby Blue
- DMC 350 Medium Coral
- DMC 3325 Light Baby Blue
- DMC 783 Medium Topaz
- DMC 561 Very Dark Jade
- DMC 353 Peach
- DMC 3822 Light Straw
- DMC 563 Light Jade
- DMC 780 Ultra Very Dark Topaz

Folk art seagulls

Needlepoint pattern

This page is the dark part of the chart

Columns 46 to 90, rows 1 to 90. Gray squares: charted already, do not stitch again



Key

- DMC 815 Medium Garnet
- DMC 712 Cream
- DMC 823 Dark Navy Blue
- DMC 334 Medium Baby Blue
- DMC 350 Medium Coral
- DMC 3325 Light Baby Blue
- DMC 783 Medium Topaz
- DMC 561 Very Dark Jade
- DMC 353 Peach
- DMC 3822 Light Straw
- DMC 563 Light Jade
- DMC 780 Ultra Very Dark Topaz