Folk art skis bookmark

Needlepoint pattern | 27 x 117 stitches | 1.5 x 6.5 in (3.8 x 16.5 cm) on 18 mesh | 9 colors



How to stitch it



1. Each square is one tent stitch, up at 1, down at 2. Lines in continental, right to left, the canvas upside down for the next row; wide areas in basketweave.
2. Cut 18 in of thread. Start and end it without a knot left behind.
3. Mark the middle of the canvas. It is the outlined square on page 2, column 14, row 59 (DMC 823): start there. Count threads, not holes.
4. Go on from it: picture first, background last. Gray squares are on two pages: stitch them once.
5. When it is done, block it square.

First time? How to needlepoint: flossfield.com/needlepoint/guides/how-to-start/
How to read a chart: flossfield.com/needlepoint/guides/how-to-read-a-chart/

What you need

Canvas: blank mono canvas, 18 mesh (18 threads to the inch), cut 5.5 in wide x 10.5 in high (14 x 26.7 cm).

Needle: blunt tapestry, size 22. Also masking tape for the cut edges, and small scissors.

Thread: six-strand floss, 9 colors, about 9 skeins in all (an estimate). Stitch with 4 strands (5 or 6 if canvas shows).

Make it a bookmark: a thin backing such as felt or ribbon, and sewing thread. Cover the edge with binding stitch, or stitch two extra rows all round in DMC 823, the color at its edge, and turn them under. How to finish a bookmark.

Thread list

			stitches	skeins of floss
●	**DMC 823**	Dark Navy Blue	1,173	1
■	**DMC 712**	Cream	506	1
▲	**DMC 347**	Very Dark Salmon	426	1
◆	**DMC 3809**	Very Dark Turquoise	418	1
▼	**DMC 3820**	Dark Straw	242	1
★	**DMC 898**	Very Dark Coffee Brown	136	1
❖	**DMC 782**	Dark Topaz	122	1
X	**DMC 760**	Salmon	68	1
H	**DMC 3811**	Very Light Turquoise	68	1

Skeins are estimates: the thread a stitch takes on the front and back of 18 mesh canvas, plus 30 percent, rounded up for each color.
Thread colors are approximate screen matches to DMC numbers. Check against real thread before you buy.
For your own stitching, gifts and handmade pieces you sell. Do not resell or share this PDF or copies of it.

Folk art skis bookmark

Needlepoint pattern

Columns 1 to 27, rows 1 to 63. Start at the red outline

This page is the dark part of the chart



Key

- **DMC 823** Dark Navy Blue
- **DMC 712** Cream
- **DMC 347** Very Dark Salmon
- **DMC 3809** Very Dark Turquoise
- **DMC 3820** Dark Straw
- **DMC 898** Very Dark Coffee Brown
- **DMC 782** Dark Topaz
- **DMC 760** Salmon
- **DMC 3811** Very Light Turquoise

Folk art skis bookmark

Needlepoint pattern

Columns 1 to 27, rows 64 to 117. Gray squares: charted already, do not stitch again

This page is the dark part of the chart



Key

- **DMC 823** Dark Navy Blue
- **DMC 712** Cream
- **DMC 347** Very Dark Salmon
- **DMC 3809** Very Dark Turquoise
- **DMC 3820** Dark Straw
- **DMC 898** Very Dark Coffee Brown
- **DMC 782** Dark Topaz
- **X** **DMC 760** Salmon
- **H** **DMC 3811** Very Light Turquoise