Folk art spinning top

Needlepoint pattern | 90 x 90 stitches | 5 x 5 in (12.7 x 12.7 cm) on 18 mesh | 10 colors



How to stitch it



1. Each square is one tent stitch, up at 1, down at 2. Lines in continental, right to left, the canvas upside down for the next row; wide areas in basketweave.
2. Cut 18 in of thread. Start and end it without a knot left behind.
3. Mark the middle of the canvas. It is the outlined square on page 2, column 45, row 45 (DMC 3820): start there. Count threads, not holes.
4. Go on from it: picture first, background last. Gray squares are on two pages: stitch them once.
5. Last, two more rows all round in DMC 815: the opening's edge hides them.

First time? How to needlepoint: flossfield.com/needlepoint/guides/how-to-start/
How to read a chart: flossfield.com/needlepoint/guides/how-to-read-a-chart/

What you need

Canvas: blank mono canvas, 18 mesh (18 threads to the inch), cut 9.5 in square (24.1 cm).

Needle: blunt tapestry, size 22. Also masking tape for the cut edges, and small scissors.

Thread: six-strand floss, 10 colors, about 13 skeins in all (an estimate). Stitch with 4 strands (5 or 6 if canvas shows).

Fit it into a lid: the box or tray, acid-free board and backing. Measure the opening first.
How to fit it into a lid.

Thread list

			stitches	skeins of floss
●	**DMC 500**	Very Dark Blue Green	2,914	3
■	**DMC 815**	Medium Garnet	1,494	2
▲	**DMC 321**	Red	1,100	1
◆	**DMC 3820**	Dark Straw	736	1
▼	**DMC 712**	Cream	712	1
★	**DMC 3348**	Light Yellow Green	654	1
❖	**DMC 3347**	Medium Yellow Green	230	1
X	**DMC 3808**	Ultra Very Dark Turquoise	182	1
H	**DMC 782**	Dark Topaz	52	1
+	**DMC 3712**	Medium Salmon	26	1

Skeins are estimates, with the two extra rows: the thread a stitch takes on the front and back of 18 mesh canvas, plus 30 percent, rounded up for each color.

Thread colors are approximate screen matches to DMC numbers. Check against real thread before you buy.

For your own stitching, gifts and handmade pieces you sell. Do not resell or share this PDF or copies of it.

Folk art spinning top

Needlepoint pattern

Columns 1 to 45, rows 1 to 90. Start at the red outline

This page is the dark part of the chart



Key

- DMC 500 Very Dark Blue Green
- DMC 815 Medium Garnet
- DMC 321 Red
- DMC 3820 Dark Straw
- DMC 712 Cream
- DMC 3348 Light Yellow Green
- DMC 3347 Medium Yellow Green
- DMC 3808 Ultra Very Dark Turquoise
- DMC 782 Dark Topaz
- DMC 3712 Medium Salmon

Folk art spinning top

Needlepoint pattern

This page is the dark part of the chart

Columns 46 to 90, rows 1 to 90. Gray squares: charted already, do not stitch again



Key

- **DMC 500** Very Dark Blue Green
- **DMC 815** Medium Garnet
- **DMC 321** Red
- **DMC 3820** Dark Straw
- **DMC 712** Cream
- **DMC 3348** Light Yellow Green
- **DMC 3347** Medium Yellow Green
- **DMC 3808** Ultra Very Dark Turquoise
- **DMC 782** Dark Topaz
- **DMC 3712** Medium Salmon