# Folk art spooky tree

Needlepoint pattern | 90 x 90 stitches | 5 x 5 in (12.7 x 12.7 cm) on 18 mesh | 15 colors



## How to stitch it




1. Each square is one tent stitch, up at 1, down at 2. Lines in continental, right to left, the canvas upside down for the next row; wide areas in basketweave.
2. Cut 18 in of thread. Start and end it without a knot left behind.
3. Mark the middle of the canvas. It is the outlined square on page 2, column 45, row 45 (DMC 436): start there. Count threads, not holes.
4. Go on from it: picture first, background last. Gray squares are on two pages: stitch them once.
5. Last, two more rows all round in DMC 310: the opening's edge hides them.

First time? How to needlepoint: flossfield.com/needlepoint/guides/how-to-start/
How to read a chart: flossfield.com/needlepoint/guides/how-to-read-a-chart/

## What you need

**Canvas:** blank mono canvas, 18 mesh (18 threads to the inch), cut 9.5 in square (24.1 cm).

**Needle:** blunt tapestry, size 22. Also masking tape for the cut edges, and small scissors.

**Thread:** six-strand floss, 15 colors, about 18 skeins in all (an estimate). Stitch with 4 strands (5 or 6 if canvas shows).

**Fit it into a lid:** the box or tray, acid-free board and backing. Measure the opening first.
How to fit it into a lid.

## Thread list, DMC

| | | | stitches | skeins |
|---|---|---|---|---|
| ● | **310** | Black | 3,036 | 3 |
| ■ | **746** | Off White | 1,344 | 2 |
| ▲ | **3834** | Dark Grape | 852 | 1 |
| ◆ | **946** | Medium Burnt Orange | 712 | 1 |
| ▼ | **3820** | Dark Straw | 576 | 1 |
| ★ | **725** | Medium Light Topaz | 516 | 1 |
| ❖ | **741** | Medium Tangerine | 302 | 1 |
| X | **3863** | Medium Mocha Beige | 198 | 1 |
| H | **3346** | Hunter Green | 142 | 1 |
| + | **433** | Medium Brown | 114 | 1 |
| = | **801** | Dark Coffee Brown | 108 | 1 |
| Z | **BLANC** | White | 84 | 1 |
| A | **436** | Tan | 76 | 1 |
| V | **920** | Medium Copper | 24 | 1 |
| T | **895** | Very Dark Hunter Green | 16 | 1 |

Skeins are estimates, with the two extra rows: the thread a stitch takes on the front and back of 18 mesh canvas, plus 30 percent, rounded up for each color.

Thread colors are approximate screen matches to DMC numbers. Check against real thread before you buy.

For your own stitching, gifts and handmade pieces you sell. Do not resell or share this PDF or copies of it.

# Folk art spooky tree Needlepoint pattern

Columns 1 to 49, rows 1 to 90. Start at the red outline

This page is the dark part of the chart

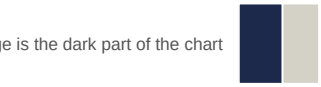




## Key

- **DMC 310** Black
- **DMC 746** Off White
- **DMC 3834** Dark Grape
- **DMC 946** Medium Burnt Orange
- **DMC 3820** Dark Straw
- **DMC 725** Medium Light Topaz
- **DMC 741** Medium Tangerine
- **DMC 3863** Medium Mocha Beige
- **DMC 3346** Hunter Green
- **DMC 433** Medium Brown
- **DMC 801** Dark Coffee Brown
- **DMC BLANC** White
- **DMC 436** Tan
- **DMC 920** Medium Copper
- **DMC 895** Very Dark Hunter Green

# Folk art spooky tree Needlepoint pattern

Columns 50 to 90, rows 1 to 90. Gray squares: charted already, do not stitch again

This page is the dark part of the chart




## Key

- ● **DMC 310** Black
- ■ **DMC 746** Off White
- ▲ **DMC 3834** Dark Grape
- ◆ **DMC 946** Medium Burnt Orange
- ▼ **DMC 3820** Dark Straw
- ★ **DMC 725** Medium Light Topaz
- ❖ **DMC 741** Medium Tangerine
- X **DMC 3863** Medium Mocha Beige
- H **DMC 3346** Hunter Green
- \+ **DMC 433** Medium Brown
- = **DMC 801** Dark Coffee Brown
- Z **DMC BLANC** White
- A **DMC 436** Tan
- V **DMC 920** Medium Copper
- T **DMC 895** Very Dark Hunter Green