Folk art storm cloud and tree of life

Needlepoint pattern | 90 x 90 stitches | 5 x 5 in (12.7 x 12.7 cm) on 18 mesh | 13 colors



How to stitch it



1. Each square is one tent stitch, up at 1, down at 2. Lines in continental, right to left, the canvas upside down for the next row; wide areas in basketweave.
2. Cut 18 in of thread. Start and end it without a knot left behind.
3. Mark the middle of the canvas. It is the outlined square on page 2, column 45, row 45 (DMC 350): start there. Count threads, not holes.
4. Go on from it: picture first, background last. Gray squares are on two pages: stitch them once.
5. Last, two more rows all round, each stitch in the color it lies beside: the opening's edge hides them.

First time? How to needlepoint: flossfield.com/needlepoint/guides/how-to-start/
How to read a chart: flossfield.com/needlepoint/guides/how-to-read-a-chart/

What you need

Canvas: blank mono canvas, 18 mesh (18 threads to the inch), cut 9.5 in square (24.1 cm).

Needle: blunt tapestry, size 22. Also masking tape for the cut edges, and small scissors.

Thread: six-strand floss, 13 colors, about 15 skeins in all (an estimate). Stitch with 4 strands (5 or 6 if canvas shows).

Fit it into a lid: the box or tray, acid-free board and backing. Measure the opening first.
How to fit it into a lid.

Thread list, DMC

			stitches	skeins
●	939	Very Dark Navy Blue	3,162	3
■	712	Cream	738	1
▲	725	Medium Light Topaz	696	1
◆	775	Very Light Baby Blue	668	1
▼	500	Very Dark Blue Green	538	1
★	798	Dark Delft Blue	474	1
❖	913	Medium Nile Green	456	1
X	605	Very Light Cranberry	338	1
H	350	Medium Coral	294	1
+	799	Medium Delft Blue	264	1
=	809	Delft Blue	232	1
Z	3812	Very Dark Seagreen	208	1
A	783	Medium Topaz	32	1

Skeins are estimates, with the two extra rows: the thread a stitch takes on the front and back of 18 mesh canvas, plus 30 percent, rounded up for each color.

Thread colors are approximate screen matches to DMC numbers. Check against real thread before you buy.

For your own stitching, gifts and handmade pieces you sell. Do not resell or share this PDF or copies of it.

Folk art storm cloud and tree of life

Needlepoint pattern

Columns 1 to 49, rows 1 to 90. Start at the red outline

This page is the dark part of the chart



Key

- **DMC 939** Very Dark Navy Blue
- **DMC 712** Cream
- **DMC 725** Medium Light Topaz
- **DMC 775** Very Light Baby Blue
- **DMC 500** Very Dark Blue Green
- **DMC 798** Dark Delft Blue
- **DMC 913** Medium Nile Green
- **DMC 605** Very Light Cranberry
- **DMC 350** Medium Coral
- **DMC 799** Medium Delft Blue
- **DMC 809** Delft Blue
- **DMC 3812** Very Dark Seagreen
- **DMC 783** Medium Topaz

Folk art storm cloud and tree of life Needlepoint pattern

Columns 50 to 90, rows 1 to 90. Gray squares: charted already, do not stitch again

This page is the dark part of the chart



Key

- DMC 939 Very Dark Navy Blue
- DMC 712 Cream
- DMC 725 Medium Light Topaz
- DMC 775 Very Light Baby Blue
- DMC 500 Very Dark Blue Green
- DMC 798 Dark Delft Blue
- DMC 913 Medium Nile Green
- DMC 605 Very Light Cranberry
- DMC 350 Medium Coral
- DMC 799 Medium Delft Blue
- DMC 809 Delft Blue
- DMC 3812 Very Dark Seagreen
- DMC 783 Medium Topaz