Mexican sugar skull and flowers on red

Needlepoint pattern | 140 x 140 stitches | 14 x 14 in (35.6 x 35.6 cm) on 10 mesh | 11 colors



How to stitch it



1. Each square is one tent stitch, up at 1, down at 2. Lines in continental, right to left, the canvas upside down for the next row; wide areas in basketweave.
2. Cut 18 in of thread. Start and end it without a knot left behind.
3. Mark the middle of the canvas. It is the outlined square on page 2, column 70, row 70 (DMC 712): start there. Count threads, not holes.
4. Go on from it: picture first, background last. Gray squares are on two pages: stitch them once.
5. Last, two more rows all round in DMC 3845: the seam hides them.

First time? How to needlepoint: flossfield.com/needlepoint/guides/how-to-start/
How to read a chart: flossfield.com/needlepoint/guides/how-to-read-a-chart/

What you need

Canvas: blank mono canvas, 10 mesh (10 threads to the inch), cut 18.5 in square (47 cm).

Needle: blunt tapestry, size 18. Also masking tape for the cut edges, and small scissors.

Thread: pearl cotton size 3, 11 colors, about 36 skeins in all (an estimate). Stitch with 2 lengths together.

Make it a pillow: backing fabric, an insert the size of the stitching or an inch larger, and cord or piping for the edge. How to finish a pillow.

Thread list, DMC

			stitches	skeins
●	**321**	Red	6,950	11
■	**712**	Cream	4,324	7
▲	**3845**	Medium Bright Turquoise	4,006	8
◆	**906**	Medium Parrot Green	1,214	2
▼	**741**	Medium Tangerine	1,150	2
★	**336**	Navy Blue	618	1
❖	**3805**	Cyclamen Pink	614	1
X	**904**	Very Dark Parrot Green	274	1
H	**498**	Dark Red	208	1
+	**743**	Medium Yellow	184	1
=	**3809**	Very Dark Turquoise	58	1

Skeins are estimates, with the two extra rows: the thread a stitch takes on the front and back of 10 mesh canvas, plus 30 percent, rounded up for each color.

Thread colors are approximate screen matches to DMC numbers. Check against real thread before you buy.

For your own stitching, gifts and handmade pieces you sell. Do not resell or share this PDF or copies of it.

Mexican sugar skull and flowers on red

Needlepoint pattern

Columns 1 to 70, rows 1 to 70. Start at the red outline

This page is the dark part of the chart



Key

- **DMC 321** Red
- **DMC 712** Cream
- **DMC 3845** Medium Bright Turquoise
- **DMC 906** Medium Parrot Green
- **DMC 741** Medium Tangerine
- **DMC 336** Navy Blue
- **DMC 3805** Cyclamen Pink
- **DMC 904** Very Dark Parrot Green
- **DMC 498** Dark Red
- **DMC 743** Medium Yellow

Mexican sugar skull and flowers on red

Needlepoint pattern

This page is the dark part of the chart

Columns 71 to 140, rows 1 to 70. Gray squares: charted already, do not stitch again



Key

- **DMC 321** Red
- **DMC 712** Cream
- **DMC 3845** Medium Bright Turquoise
- **DMC 906** Medium Parrot Green
- **DMC 741** Medium Tangerine
- **DMC 336** Navy Blue
- **DMC 3805** Cyclamen Pink
- **DMC 904** Very Dark Parrot Green
- **DMC 498** Dark Red
- **DMC 743** Medium Yellow

Mexican sugar skull and flowers on red

Needlepoint pattern

Columns 1 to 70, rows 71 to 140. Gray squares: charted already, do not stitch again

This page is the dark part of the chart



Key

- **DMC 321** Red
- **DMC 712** Cream
- **DMC 3845** Medium Bright Turquoise
- **DMC 906** Medium Parrot Green
- **DMC 741** Medium Tangerine
- **DMC 336** Navy Blue
- **DMC 3805** Cyclamen Pink
- **DMC 904** Very Dark Parrot Green
- **DMC 498** Dark Red
- **DMC 743** Medium Yellow
- **DMC 3809** Very Dark Turquoise

Mexican sugar skull and flowers on red

Needlepoint pattern

Columns 71 to 140, rows 71 to 140. Gray squares: charted already, do not stitch again

This page is the dark part of the chart



Key

- DMC 321 Red
- DMC 712 Cream
- DMC 3845 Medium Bright Turquoise
- DMC 906 Medium Parrot Green
- DMC 741 Medium Tangerine
- DMC 336 Navy Blue
- DMC 3805 Cyclamen Pink
- DMC 904 Very Dark Parrot Green
- DMC 498 Dark Red
- DMC 743 Medium Yellow
- DMC 3809 Very Dark Turquoise