Folk art barn under the Tetons

Needlepoint pattern | 140 x 140 stitches | 14 x 14 in (35.6 x 35.6 cm) on 10 mesh | 18 colors



Thread key, DMC

			stitches	yards	skeins
●	**712**	Cream	3,432	43	6
■	**355**	Dark Terra Cotta	2,998	37	5
▲	**597**	Turquoise	2,896	36	5
◆	**939**	Very Dark Navy Blue	2,780	35	5
▼	**936**	Very Dark Avocado Green	1,092	14	2
★	**3347**	Medium Yellow Green	1,086	14	2
❖	**931**	Medium Antique Blue	954	12	2
X	**BLANC**	White	862	11	2
O	**3750**	Very Dark Antique Blue	814	11	2
+	**3852**	Very Dark Straw	654	9	1
=	**3822**	Light Straw	506	7	1
Z	**3777**	Very Dark Terra Cotta	410	6	1
A	**930**	Dark Antique Blue	322	4	1
V	**937**	Medium Avocado Green	264	4	1
T	**932**	Light Antique Blue	198	3	1
N	**300**	Very Dark Mahogany	158	2	1
S	**738**	Very Light Tan	118	2	1
K	**782**	Dark Topaz	56	1	1

One chart square is one tent stitch over one canvas intersection.

Cut the canvas at least 18 x 18 in (45.7 x 45.7 cm) for 10 mesh: the design and 2 in (5.1 cm) of margin on every side.

19,600 stitches in all. Start from the center: a red arrow above the chart marks the center column, and one to the left of it the center row. The arrows are on the pages those lines cross.

The chart is divided evenly over 4 pages. Where chart pages join, gray squares repeat two rows or columns. The small picture at the top of each chart page shows which part it is.

Thread: pearl cotton size 3, 2 strands in the needle on 10 mesh, about 40 skeins of 16.4 yd in all. Or six-strand floss, 8 to 10 strands, about 56 skeins of 8.7 yd; or tapestry wool, 1 strand, about 38 skeins of 8.7 yd; or Persian wool, 3 strands, about 41 skeins of 8 yd. Wool is numbered differently: match it by eye. Needle: tapestry, size 16 or 18.

Yards and skeins are estimates: the thread a stitch takes on the front and back of 10 mesh canvas, plus 30 percent, rounded up for each color (about 251 yards in all, as the thread lies in the needle).

Thread colors are approximate screen matches to DMC numbers. Check against real thread before you buy.

Make it a pillow: also have backing fabric, an insert the size of the stitching or an inch larger, and cord or piping for the edge. The seam takes the last two rows: stitch two extra rows all round, or keep the edge plain. "How to finish a pillow" is a guide linked from this pattern's page.

For your own stitching, gifts and handmade pieces you sell. Do not resell or share this PDF or copies of it.

Folk art barn under the Tetons

Needlepoint pattern

Chart 1 of 4: columns 1 to 70, rows 1 to 70

This page is the dark part of the chart



Key

- ● **DMC 712** Cream
- ■ **DMC 355** Dark Terra Cotta
- ▲ **DMC 597** Turquoise
- ◆ **DMC 939** Very Dark Navy Blue
- ▼ **DMC 936** Very Dark Avocado Green
- ★ **DMC 3347** Medium Yellow Green
- ❖ **DMC 931** Medium Antique Blue
- X **DMC BLANC** White
- O **DMC 3750** Very Dark Antique Blue
- \+ **DMC 3852** Very Dark Straw
- Z **DMC 3777** Very Dark Terra Cotta
- A **DMC 930** Dark Antique Blue
- V **DMC 937** Medium Avocado Green
- T **DMC 932** Light Antique Blue

Folk art barn under the Tetons

Needlepoint pattern

This page is the dark part of the chart

Chart 2 of 4: columns 71 to 140, rows 1 to 70; gray squares repeat columns 69 and 70



Key

- ● **DMC 712** Cream
- ■ **DMC 355** Dark Terra Cotta
- ▲ **DMC 597** Turquoise
- ◆ **DMC 939** Very Dark Navy Blue
- ▼ **DMC 936** Very Dark Avocado Green
- ★ **DMC 3347** Medium Yellow Green
- ❖ **DMC 931** Medium Antique Blue
- X **DMC BLANC** White
- O **DMC 3750** Very Dark Antique Blue
- \+ **DMC 3852** Very Dark Straw
- Z **DMC 3777** Very Dark Terra Cotta
- A **DMC 930** Dark Antique Blue
- V **DMC 937** Medium Avocado Green
- T **DMC 932** Light Antique Blue

Folk art barn under the Tetons

Needlepoint pattern

Chart 3 of 4: columns 1 to 70, rows 71 to 140; gray squares repeat rows 69 and 70

This page is the dark part of the chart



Key

- ● **DMC 712** Cream
- ■ **DMC 355** Dark Terra Cotta
- ◆ **DMC 939** Very Dark Navy Blue
- ▼ **DMC 936** Very Dark Avocado Green
- ★ **DMC 3347** Medium Yellow Green
- ❖ **DMC 931** Medium Antique Blue
- O **DMC 3750** Very Dark Antique Blue
- \+ **DMC 3852** Very Dark Straw
- = **DMC 3822** Light Straw
- Z **DMC 3777** Very Dark Terra Cotta
- A **DMC 930** Dark Antique Blue
- V **DMC 937** Medium Avocado Green
- N **DMC 300** Very Dark Mahogany
- S **DMC 738** Very Light Tan
- K **DMC 782** Dark Topaz

Folk art barn under the Tetons

Needlepoint pattern

This page is the dark part of the chart

Chart 4 of 4: columns 71 to 140, rows 71 to 140; gray squares repeat columns 69 and 70 and rows 69 and 70



Key

- ● **DMC 712** Cream
- ■ **DMC 355** Dark Terra Cotta
- ◆ **DMC 939** Very Dark Navy Blue
- ▼ **DMC 936** Very Dark Avocado Green
- ★ **DMC 3347** Medium Yellow Green
- ❖ **DMC 931** Medium Antique Blue
- O **DMC 3750** Very Dark Antique Blue
- \+ **DMC 3852** Very Dark Straw
- = **DMC 3822** Light Straw
- Z **DMC 3777** Very Dark Terra Cotta
- A **DMC 930** Dark Antique Blue
- V **DMC 937** Medium Avocado Green
- N **DMC 300** Very Dark Mahogany
- S **DMC 738** Very Light Tan
- K **DMC 782** Dark Topaz