Folk art thistle pillow

Needlepoint pattern | 140 x 140 stitches | 14 x 14 in (35.6 x 35.6 cm) on 10 mesh | 14 colors



How to stitch it



1. Each square is one tent stitch, up at 1, down at 2. Lines in continental, right to left, the canvas upside down for the next row; wide areas in basketweave.
2. Cut 18 in of thread. Start and end it without a knot left behind.
3. Mark the middle of the canvas. It is the outlined square on page 2, column 70, row 70 (DMC 3821): start there. Count threads, not holes.
4. Go on from it: picture first, background last. Gray squares are on two pages: stitch them once.
5. Last, two more rows all round in DMC 3808: the seam hides them.

First time? How to needlepoint: flossfield.com/needlepoint/guides/how-to-start/
How to read a chart: flossfield.com/needlepoint/guides/how-to-read-a-chart/

What you need

Canvas: blank mono canvas, 10 mesh (10 threads to the inch), cut 18.5 in square (47 cm).

Needle: blunt tapestry, size 18. Also masking tape for the cut edges, and small scissors.

Thread: pearl cotton size 3, 14 colors, about 41 skeins in all (an estimate). Stitch with 2 lengths together.

Make it a pillow: backing fabric, an insert the size of the stitching or an inch larger, and cord or piping for the edge. How to finish a pillow.

Thread list, DMC

			stitches	skeins
●	**815**	Medium Garnet	5,534	9
■	**712**	Cream	5,466	9
▲	**3810**	Dark Turquoise	2,718	5
◆	**3808**	Ultra Very Dark Turquoise	1,644	5
▼	**211**	Light Lavender	868	2
★	**783**	Medium Topaz	818	2
❖	**550**	Very Dark Violet	752	2
X	**780**	Ultra Very Dark Topaz	544	1
H	**552**	Medium Violet	450	1
+	**3821**	Straw	326	1
=	**209**	Dark Lavender	248	1
Z	**350**	Medium Coral	152	1
A	**598**	Light Turquoise	72	1
V	**3371**	Black Brown	8	1

Skeins are estimates, with the two extra rows: the thread a stitch takes on the front and back of 10 mesh canvas, plus 30 percent, rounded up for each color.

Thread colors are approximate screen matches to DMC numbers. Check against real thread before you buy.

For your own stitching, gifts and handmade pieces you sell. Do not resell or share this PDF or copies of it.

Folk art thistle pillow Needlepoint pattern

Columns 1 to 74, rows 1 to 74. Start at the red outline

This page is the dark part of the chart



Key

- DMC 815 Medium Garnet
- DMC 712 Cream
- DMC 3810 Dark Turquoise
- DMC 3808 Ultra Very Dark Turquoise
- DMC 211 Light Lavender
- DMC 783 Medium Topaz
- DMC 550 Very Dark Violet
- DMC 780 Ultra Very Dark Topaz
- DMC 552 Medium Violet
- DMC 3821 Straw
- DMC 209 Dark Lavender

Folk art thistle pillow Needlepoint pattern

Columns 75 to 140, rows 1 to 74. Gray squares: charted already, do not stitch again

This page is the dark part of the chart



Key

- **DMC 815** Medium Garnet
- **DMC 712** Cream
- **DMC 3810** Dark Turquoise
- **DMC 3808** Ultra Very Dark Turquoise
- **DMC 211** Light Lavender
- **DMC 783** Medium Topaz
- **DMC 550** Very Dark Violet
- **DMC 780** Ultra Very Dark Topaz
- **DMC 552** Medium Violet
- **DMC 3821** Straw
- **DMC 209** Dark Lavender

Folk art thistle pillow Needlepoint pattern

Columns 1 to 74, rows 75 to 140. Gray squares: charted already, do not stitch again

This page is the dark part of the chart



Key

- **DMC 815** Medium Garnet
- **DMC 712** Cream
- **DMC 3810** Dark Turquoise
- **DMC 3808** Ultra Very Dark Turquoise
- **DMC 211** Light Lavender
- **DMC 783** Medium Topaz
- **DMC 780** Ultra Very Dark Topaz
- **DMC 350** Medium Coral
- **DMC 598** Light Turquoise
- **DMC 3371** Black Brown

Folk art thistle pillow Needlepoint pattern

Columns 75 to 140, rows 75 to 140. Gray squares: charted already, do not stitch again

This page is the dark part of the chart



Key

- DMC 815 Medium Garnet
- DMC 712 Cream
- DMC 3810 Dark Turquoise
- DMC 3808 Ultra Very Dark Turquoise
- DMC 211 Light Lavender
- DMC 783 Medium Topaz
- DMC 780 Ultra Very Dark Topaz
- DMC 350 Medium Coral
- DMC 598 Light Turquoise
- DMC 3371 Black Brown