# Folk art Steadfast Tin Soldier

Needlepoint pattern | 90 x 126 stitches | 5 x 7 in (12.7 x 17.8 cm) on 18 mesh | 20 colors



## How to stitch it




1. Each square is one tent stitch, up at 1, down at 2. Lines in continental, right to left, the canvas upside down for the next row; wide areas in basketweave.
2. Cut 18 in of thread. Start and end it without a knot left behind.
3. Mark the middle of the canvas. It is the outlined square on page 2, column 45, row 63 (DMC 815): start there. Count threads, not holes.
4. Go on from it: picture first, background last. Gray squares are on two pages: stitch them once.
5. When it is done, block it square.

First time? How to needlepoint: flossfield.com/needlepoint/guides/how-to-start/
How to read a chart: flossfield.com/needlepoint/guides/how-to-read-a-chart/

## What you need

**Canvas:** blank mono canvas, 18 mesh (18 threads to the inch), cut 9 in wide x 11 in high (22.9 x 27.9 cm).

**Needle:** blunt tapestry, size 22. Also masking tape for the cut edges, and small scissors.

**Thread:** six-strand floss, 20 colors, about 23 skeins in all (an estimate). Stitch with 4 strands (5 or 6 if canvas shows).

**Frame it:** acid-free board and a frame.
How to frame needlepoint.

## Thread list, DMC

| | | | stitches | skeins |
|---|---|---|---|---|
| ● | **598** | Light Turquoise | 3,013 | 3 |
| ■ | **321** | Red | 2,487 | 2 |
| ▲ | **823** | Dark Navy Blue | 1,178 | 1 |
| ◆ | **BLANC** | White | 908 | 1 |
| ▼ | **3820** | Dark Straw | 834 | 1 |
| ★ | **3808** | Ultra Very Dark Turquoise | 592 | 1 |
| ❖ | **3841** | Pale Baby Blue | 370 | 1 |
| X | **895** | Very Dark Hunter Green | 321 | 1 |
| H | **951** | Light Tawny | 256 | 1 |
| + | **471** | Very Light Avocado Green | 212 | 1 |
| = | **3346** | Hunter Green | 211 | 1 |
| Z | **815** | Medium Garnet | 170 | 1 |
| A | **312** | Very Dark Baby Blue | 141 | 1 |
| V | **3810** | Dark Turquoise | 136 | 1 |
| T | **3371** | Black Brown | 134 | 1 |
| N | **3712** | Medium Salmon | 128 | 1 |
| S | **783** | Medium Topaz | 124 | 1 |
| K | **801** | Dark Coffee Brown | 69 | 1 |
| E | **407** | Dark Desert Sand | 40 | 1 |
| C | **760** | Salmon | 16 | 1 |

Skeins are estimates: the thread a stitch takes on the front and back of 18 mesh canvas, plus 30 percent, rounded up for each color.
Thread colors are approximate screen matches to DMC numbers. Check against real thread before you buy.
For your own stitching, gifts and handmade pieces you sell. Do not resell or share this PDF or copies of it.

# Folk art Steadfast Tin Soldier

Needlepoint pattern

Columns 1 to 90, rows 1 to 67. Start at the red outline

This page is the dark part of the chart




## Key

- **DMC 598** Light Turquoise
- **DMC 321** Red
- **DMC 823** Dark Navy Blue
- **DMC BLANC** White
- **DMC 3820** Dark Straw
- **DMC 3841** Pale Baby Blue
- **DMC 895** Very Dark Hunter Green
- **DMC 951** Light Tawny
- **DMC 471** Very Light Avocado Green
- **DMC 3346** Hunter Green
- **DMC 815** Medium Garnet
- **DMC 3371** Black Brown
- **DMC 3712** Medium Salmon
- **DMC 783** Medium Topaz
- **DMC 801** Dark Coffee Brown
- **DMC 407** Dark Desert Sand
- **DMC 760** Salmon

# Folk art Steadfast Tin Soldier

Needlepoint pattern

Columns 1 to 90, rows 68 to 126. Gray squares: charted already, do not stitch again

This page is the dark part of the chart




## Key

- ● **DMC 598** Light Turquoise
- ■ **DMC 321** Red
- ▲ **DMC 823** Dark Navy Blue
- ◆ **DMC BLANC** White
- ▼ **DMC 3820** Dark Straw
- ★ **DMC 3808** Ultra Very Dark Turquoise
- ❖ **DMC 3841** Pale Baby Blue
- X **DMC 895** Very Dark Hunter Green
- H **DMC 951** Light Tawny
- \+ **DMC 471** Very Light Avocado Green
- = **DMC 3346** Hunter Green
- Z **DMC 815** Medium Garnet
- A **DMC 312** Very Dark Baby Blue
- V **DMC 3810** Dark Turquoise
- S **DMC 783** Medium Topaz
- K **DMC 801** Dark Coffee Brown
- E **DMC 407** Dark Desert Sand