Folk art whiskey bottle

Needlepoint pattern | 90 x 126 stitches | 5 x 7 in (12.7 x 17.8 cm) on 18 mesh | 17 colors



How to stitch it



1. Each square is one tent stitch, up at 1, down at 2. Lines in continental, right to left, the canvas upside down for the next row; wide areas in basketweave.
2. Cut 18 in of thread. Start and end it without a knot left behind.
3. Mark the middle of the canvas. It is the outlined square on page 2, column 45, row 63 (DMC 987): start there. Count threads, not holes.
4. Go on from it: picture first, background last. Gray squares are on two pages: stitch them once.
5. When it is done, block it square.

First time? How to needlepoint: flossfield.com/needlepoint/guides/how-to-start/
How to read a chart: flossfield.com/needlepoint/guides/how-to-read-a-chart/

What you need

Canvas: blank mono canvas, 18 mesh (18 threads to the inch), cut 9 in wide x 11 in high (22.9 x 27.9 cm).

Needle: blunt tapestry, size 22. Also masking tape for the cut edges, and small scissors.

Thread: six-strand floss, 17 colors, about 22 skeins in all (an estimate). Stitch with 4 strands (5 or 6 if canvas shows).

Frame it: acid-free board and a frame.
How to frame needlepoint.

Thread list, DMC

			stitches	skeins
●	3750	Very Dark Antique Blue	2,794	3
■	321	Red	2,648	3
▲	712	Cream	1,598	2
◆	3820	Dark Straw	982	1
▼	3776	Light Mahogany	908	1
★	975	Dark Golden Brown	400	1
❖	782	Dark Topaz	354	1
X	815	Medium Garnet	302	1
H	436	Tan	300	1
+	987	Dark Forest Green	260	1
=	989	Forest Green	238	1
Z	931	Medium Antique Blue	152	1
A	300	Very Dark Mahogany	142	1
V	801	Dark Coffee Brown	110	1
T	434	Light Brown	88	1
N	977	Light Golden Brown	44	1
S	738	Very Light Tan	20	1

Skeins are estimates: the thread a stitch takes on the front and back of 18 mesh canvas, plus 30 percent, rounded up for each color.
Thread colors are approximate screen matches to DMC numbers. Check against real thread before you buy.
For your own stitching, gifts and handmade pieces you sell. Do not resell or share this PDF or copies of it.

Folk art whiskey bottle Needlepoint pattern

Columns 1 to 90, rows 1 to 67. Start at the red outline

This page is the dark part of the chart



Key

- DMC 3750 Very Dark Antique Blue
- DMC 321 Red
- DMC 712 Cream
- DMC 3820 Dark Straw
- DMC 3776 Light Mahogany
- DMC 975 Dark Golden Brown
- DMC 782 Dark Topaz
- H DMC 436 Tan
- \+ DMC 987 Dark Forest Green
- = DMC 989 Forest Green
- Z DMC 931 Medium Antique Blue
- A DMC 300 Very Dark Mahogany
- T DMC 434 Light Brown
- N DMC 977 Light Golden Brown
- S DMC 738 Very Light Tan

Folk art whiskey bottle

Needlepoint pattern

Columns 1 to 90, rows 68 to 126. Gray squares: charted already, do not stitch again

This page is the dark part of the chart



Key

- **DMC 3750** Very Dark Antique Blue
- **DMC 321** Red
- **DMC 712** Cream
- **DMC 3820** Dark Straw
- **DMC 3776** Light Mahogany
- **DMC 975** Dark Golden Brown
- **DMC 782** Dark Topaz
- **X** **DMC 815** Medium Garnet
- **H** **DMC 436** Tan
- **+** **DMC 987** Dark Forest Green
- **=** **DMC 989** Forest Green
- **A** **DMC 300** Very Dark Mahogany
- **V** **DMC 801** Dark Coffee Brown
- **T** **DMC 434** Light Brown