Folk art window box

Needlepoint pattern | 130 x 130 stitches | 10 x 10 in (25.4 x 25.4 cm) on 13 mesh | 19 colors



How to stitch it



1. Each square is one tent stitch, up at 1, down at 2. Lines in continental, right to left, the canvas upside down for the next row; wide areas in basketweave.
2. Cut 18 in of thread. Start and end it without a knot left behind.
3. Mark the middle of the canvas. It is the outlined square on page 2, column 65, row 65 (DMC 310): start there. Count threads, not holes.
4. Go on from it: picture first, background last. Gray squares are on two pages: stitch them once.
5. Last, two more rows all round, each stitch in the color it lies beside: the seam hides them.

First time? How to needlepoint: flossfield.com/needlepoint/guides/how-to-start/
How to read a chart: flossfield.com/needlepoint/guides/how-to-read-a-chart/

What you need

Canvas: blank mono canvas, 13 mesh (13 threads to the inch), cut 14.5 in square (36.8 cm).

Needle: blunt tapestry, size 20. Also masking tape for the cut edges, and small scissors.

Thread: six-strand floss, 19 colors, about 37 skeins in all (an estimate). Stitch with 7 strands (8 if canvas shows).

Make it a pillow: backing fabric, an insert the size of the stitching or an inch larger, and cord or piping for the edge. How to finish a pillow.

Thread list, DMC

			stitches	skeins
●	**712**	Cream	3,356	6
■	**336**	Navy Blue	2,286	4
▲	**3830**	Terra Cotta	1,920	4
◆	**321**	Red	1,890	3
▼	**598**	Light Turquoise	1,120	2
★	**310**	Black	996	2
❖	**3777**	Very Dark Terra Cotta	850	2
X	**3809**	Very Dark Turquoise	798	2
H	**823**	Dark Navy Blue	770	2
+	**725**	Medium Light Topaz	548	1
=	**738**	Very Light Tan	494	1
Z	**3705**	Dark Melon	494	1
A	**744**	Pale Yellow	480	1
V	**699**	Green	308	1
T	**704**	Bright Chartreuse	170	1
N	**798**	Dark Delft Blue	152	1
S	**741**	Medium Tangerine	136	1
K	**963**	Ultra Very Light Dusty Rose	116	1
E	**413**	Dark Pewter Gray	16	1

Skeins are estimates, with the two extra rows: the thread a stitch takes on the front and back of 13 mesh canvas, plus 30 percent, rounded up for each color.

Thread colors are approximate screen matches to DMC numbers. Check against real thread before you buy.

For your own stitching, gifts and handmade pieces you sell. Do not resell or share this PDF or copies of it.

Folk art window box

Needlepoint pattern

Columns 1 to 69, rows 1 to 69. Start at the red outline

This page is the dark part of the chart



Key

- ● **DMC 712** Cream
- ■ **DMC 336** Navy Blue
- ▲ **DMC 3830** Terra Cotta
- ◆ **DMC 321** Red
- ▼ **DMC 598** Light Turquoise
- ★ **DMC 310** Black
- ❖ **DMC 3777** Very Dark Terra Cotta
- X **DMC 3809** Very Dark Turquoise
- H **DMC 823** Dark Navy Blue
- \+ **DMC 725** Medium Light Topaz
- = **DMC 738** Very Light Tan
- Z **DMC 3705** Dark Melon
- A **DMC 744** Pale Yellow
- V **DMC 699** Green
- K **DMC 963** Ultra Very Light Dusty Rose

Folk art window box

Needlepoint pattern

Columns 70 to 130, rows 1 to 69. Gray squares: charted already, do not stitch again

This page is the dark part of the chart



Key

- ● **DMC 712** Cream
- ■ **DMC 336** Navy Blue
- ▲ **DMC 3830** Terra Cotta
- ◆ **DMC 321** Red
- ▼ **DMC 598** Light Turquoise
- ★ **DMC 310** Black
- ❖ **DMC 3777** Very Dark Terra Cotta
- X **DMC 3809** Very Dark Turquoise
- H **DMC 823** Dark Navy Blue
- \+ **DMC 725** Medium Light Topaz
- = **DMC 738** Very Light Tan
- Z **DMC 3705** Dark Melon
- A **DMC 744** Pale Yellow
- V **DMC 699** Green
- K **DMC 963** Ultra Very Light Dusty Rose

Folk art window box

Needlepoint pattern

Columns 1 to 69, rows 70 to 130. Gray squares: charted already, do not stitch again

This page is the dark part of the chart



Key

●	**DMC 712** Cream	H	**DMC 823** Dark Navy Blue	T	**DMC 704** Bright Chartreuse
■	**DMC 336** Navy Blue	+	**DMC 725** Medium Light Topaz	N	**DMC 798** Dark Delft Blue
◆	**DMC 321** Red	=	**DMC 738** Very Light Tan	S	**DMC 741** Medium Tangerine
▼	**DMC 598** Light Turquoise	Z	**DMC 3705** Dark Melon	K	**DMC 963** Ultra Very Light Dusty Rose
★	**DMC 310** Black	A	**DMC 744** Pale Yellow	E	**DMC 413** Dark Pewter Gray
X	**DMC 3809** Very Dark Turquoise	V	**DMC 699** Green		

Folk art window box Needlepoint pattern

Columns 70 to 130, rows 70 to 130. Gray squares: charted already, do not stitch again

This page is the dark part of the chart



Key

- ● **DMC 712** Cream
- ■ **DMC 336** Navy Blue
- ◆ **DMC 321** Red
- ▼ **DMC 598** Light Turquoise
- ★ **DMC 310** Black
- X **DMC 3809** Very Dark Turquoise
- H **DMC 823** Dark Navy Blue
- \+ **DMC 725** Medium Light Topaz
- = **DMC 738** Very Light Tan
- Z **DMC 3705** Dark Melon
- A **DMC 744** Pale Yellow
- V **DMC 699** Green
- T **DMC 704** Bright Chartreuse
- N **DMC 798** Dark Delft Blue
- S **DMC 741** Medium Tangerine
- K **DMC 963** Ultra Very Light Dusty Rose
- E **DMC 413** Dark Pewter Gray