Folk art wizard with two owls

Needlepoint pattern | 90 x 126 stitches | 5 x 7 in (12.7 x 17.8 cm) on 18 mesh | 18 colors



How to stitch it



1. Each square is one tent stitch, up at 1, down at 2. Lines in continental, right to left, the canvas upside down for the next row; wide areas in basketweave.
2. Cut 18 in of thread. Start and end it without a knot left behind.
3. Mark the middle of the canvas. It is the outlined square on page 2, column 45, row 63 (DMC 3865): start there. Count threads, not holes.
4. Go on from it: picture first, background last. Gray squares are on two pages: stitch them once.
5. Last, two more rows all round in DMC 3837: the opening's edge hides them.

First time? How to needlepoint: flossfield.com/needlepoint/guides/how-to-start/
How to read a chart: flossfield.com/needlepoint/guides/how-to-read-a-chart/

What you need

Canvas: blank mono canvas, 18 mesh (18 threads to the inch), cut 9.5 in wide x 11.5 in high (24.1 x 29.2 cm).

Needle: blunt tapestry, size 22. Also masking tape for the cut edges, and small scissors.

Thread: six-strand floss, 18 colors, about 23 skeins in all (an estimate). Stitch with 4 strands (5 or 6 if canvas shows).

Fit it into a lid: the box or tray, acid-free board and backing. Measure the opening first.
How to fit it into a lid.

Thread list, DMC

			stitches	skeins
●	**939**	Very Dark Navy Blue	3,280	3
□	**3837**	Ultra Dark Lavender	2,218	3
▲	**725**	Medium Light Topaz	1,422	2
◆	**350**	Medium Coral	812	1
▼	**33**	Fuchsia	634	1
★	**739**	Ultra Very Light Tan	450	1
❖	**3865**	Winter White	418	1
X	**3064**	Desert Sand	326	1
H	**562**	Medium Jade	274	1
+	**976**	Medium Golden Brown	268	1
=	**3849**	Light Teal Green	262	1
Z	**931**	Medium Antique Blue	260	1
A	**3752**	Very Light Antique Blue	232	1
V	**3809**	Very Dark Turquoise	200	1
T	**817**	Very Dark Coral Red	86	1
N	**3811**	Very Light Turquoise	80	1
S	**3371**	Black Brown	60	1
K	**3341**	Apricot	58	1

Skeins are estimates, with the two extra rows: the thread a stitch takes on the front and back of 18 mesh canvas, plus 30 percent, rounded up for each color.

Thread colors are approximate screen matches to DMC numbers. Check against real thread before you buy.

For your own stitching, gifts and handmade pieces you sell. Do not resell or share this PDF or copies of it.

Folk art wizard with two owls

Needlepoint pattern

Columns 1 to 90, rows 1 to 67. Start at the red outline

This page is the dark part of the chart



Key

- **DMC 939** Very Dark Navy Blue
- **DMC 3837** Ultra Dark Lavender
- **DMC 725** Medium Light Topaz
- **DMC 350** Medium Coral
- **DMC 33** Fuchsia
- **DMC 739** Ultra Very Light Tan
- **DMC 3865** Winter White
- **X** **DMC 3064** Desert Sand
- **+** **DMC 976** Medium Golden Brown
- **=** **DMC 3849** Light Teal Green
- **Z** **DMC 931** Medium Antique Blue
- **A** **DMC 3752** Very Light Antique Blue
- **S** **DMC 3371** Black Brown
- **K** **DMC 3341** Apricot

Folk art wizard with two owls

Needlepoint pattern

Columns 1 to 90, rows 68 to 126. Gray squares: charted already, do not stitch again

This page is the dark part of the chart



Key

- **DMC 939** Very Dark Navy Blue
- **DMC 3837** Ultra Dark Lavender
- **DMC 725** Medium Light Topaz
- **DMC 350** Medium Coral
- **DMC 33** Fuchsia
- **DMC 739** Ultra Very Light Tan
- **DMC 3865** Winter White
- **DMC 3064** Desert Sand
- **DMC 562** Medium Jade
- **DMC 976** Medium Golden Brown
- **DMC 3849** Light Teal Green
- **DMC 931** Medium Antique Blue
- **DMC 3752** Very Light Antique Blue
- **DMC 3809** Very Dark Turquoise
- **DMC 817** Very Dark Coral Red
- **DMC 3811** Very Light Turquoise