Folk art wolf pair and tree of life

Needlepoint pattern | 90 x 126 stitches | 5 x 7 in (12.7 x 17.8 cm) on 18 mesh | 8 colors



How to stitch it



1. Each square is one tent stitch, up at 1, down at 2. Lines in continental, right to left, the canvas upside down for the next row; wide areas in basketweave.
2. Cut 18 in of thread. Start and end it without a knot left behind.
3. Mark the middle of the canvas. It is the outlined square on page 2, column 45, row 63 (DMC 783): start there. Count threads, not holes.
4. Go on from it: picture first, background last. Gray squares are on two pages: stitch them once.
5. When it is done, block it square.

First time? How to needlepoint: flossfield.com/needlepoint/guides/how-to-start/
How to read a chart: flossfield.com/needlepoint/guides/how-to-read-a-chart/

What you need

Canvas: blank mono canvas, 18 mesh (18 threads to the inch), cut 9 in wide x 11 in high (22.9 x 27.9 cm).

Needle: blunt tapestry, size 22. Also masking tape for the cut edges, and small scissors.

Thread: six-strand floss, 8 colors, about 14 skeins in all (an estimate). Stitch with 4 strands (5 or 6 if canvas shows).

Frame it: acid-free board and a frame.
How to frame needlepoint.

Thread list

			stitches	skeins of floss
●	**DMC 355**	Dark Terra Cotta	4,606	4
■	**DMC 783**	Medium Topaz	1,560	2
▲	**DMC 712**	Cream	1,432	2
◆	**DMC 318**	Light Steel Gray	1,276	2
▼	**DMC 3799**	Very Dark Pewter Gray	1,094	1
★	**DMC 598**	Light Turquoise	702	1
❖	**DMC 3810**	Dark Turquoise	448	1
X	**DMC 414**	Dark Steel Gray	222	1

Skeins are estimates: the thread a stitch takes on the front and back of 18 mesh canvas, plus 30 percent, rounded up for each color.
Thread colors are approximate screen matches to DMC numbers. Check against real thread before you buy.
For your own stitching, gifts and handmade pieces you sell. Do not resell or share this PDF or copies of it.

Folk art wolf pair and tree of life

Needlepoint pattern

Columns 1 to 90, rows 1 to 67. Start at the red outline

This page is the dark part of the chart



Key

- **DMC 355** Dark Terra Cotta
- **DMC 783** Medium Topaz
- **DMC 712** Cream
- **DMC 318** Light Steel Gray
- **DMC 3799** Very Dark Pewter Gray
- **DMC 598** Light Turquoise
- **DMC 3810** Dark Turquoise
- **DMC 414** Dark Steel Gray

Folk art wolf pair and tree of life

Needlepoint pattern

Columns 1 to 90, rows 68 to 126. Gray squares: charted already, do not stitch again

This page is the dark part of the chart

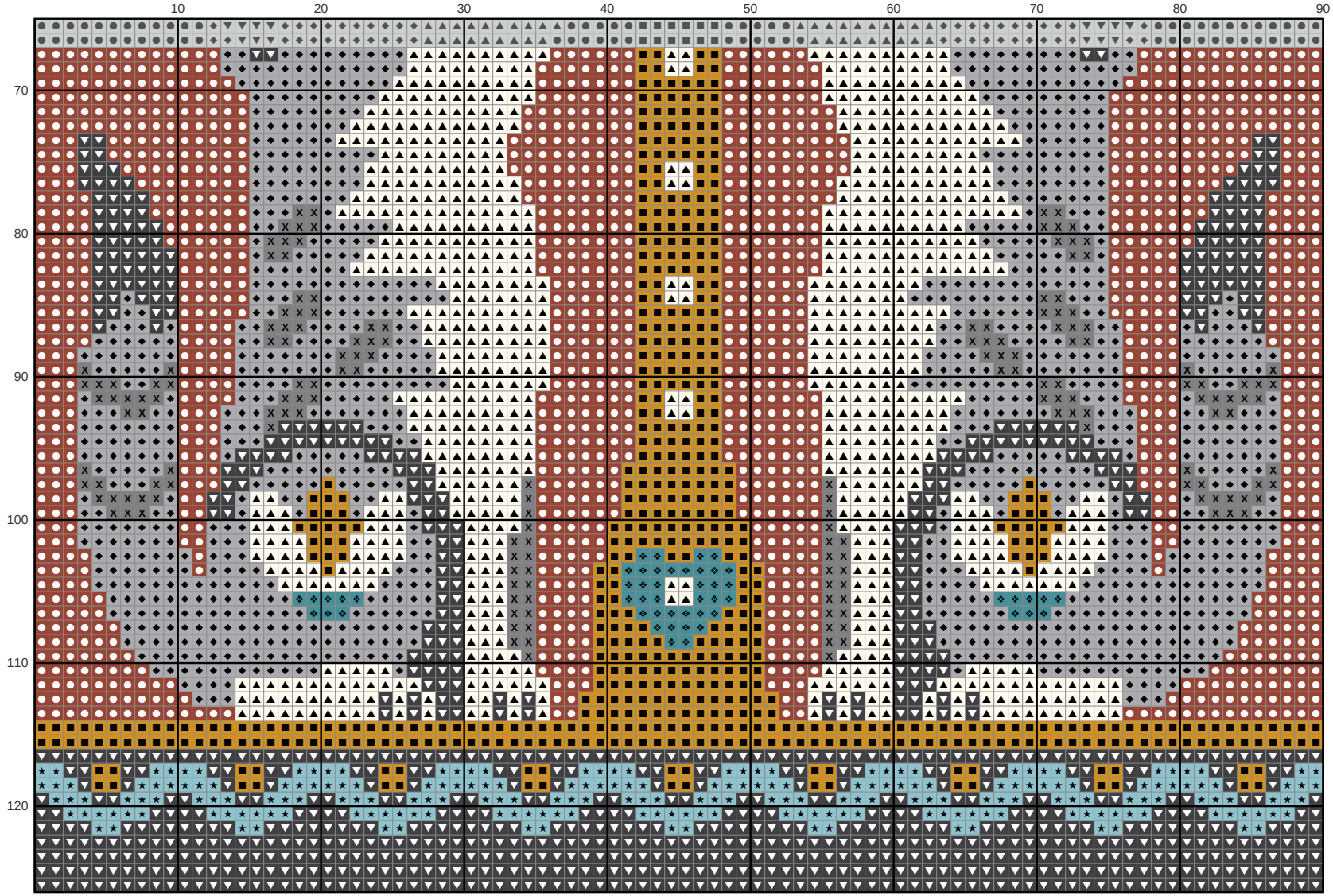

Key

- **DMC 355** Dark Terra Cotta
- **DMC 712** Cream
- **DMC 3799** Very Dark Pewter Gray
- **DMC 3810** Dark Turquoise
- **DMC 783** Medium Topaz
- **DMC 318** Light Steel Gray
- **DMC 598** Light Turquoise
- **DMC 414** Dark Steel Gray