Home sweet home, folk birds and hearts

Needlepoint pattern | 130 x 130 stitches | 10 x 10 in (25.4 x 25.4 cm) on 13 mesh | 10 colors



How to stitch it



1. Each square is one tent stitch, up at 1, down at 2. Lines in continental, right to left, the canvas upside down for the next row; wide areas in basketweave.
2. Cut 18 in of thread. Start and end it without a knot left behind.
3. Mark the middle of the canvas. It is the outlined square on page 2, column 65, row 65 (DMC 712): start there. Count threads, not holes.
4. Go on from it: picture first, background last. Gray squares are on two pages: stitch them once.
5. Last, two more rows all round in DMC 712: the seam hides them.

First time? How to needlepoint: flossfield.com/needlepoint/guides/how-to-start/
How to read a chart: flossfield.com/needlepoint/guides/how-to-read-a-chart/

What you need

Canvas: blank mono canvas, 13 mesh (13 threads to the inch), cut 14.5 in square (36.8 cm).

Needle: blunt tapestry, size 20. Also masking tape for the cut edges, and small scissors.

Thread: six-strand floss, 10 colors, about 32 skeins in all (an estimate). Stitch with 7 strands (8 if canvas shows).

Make it a pillow: backing fabric, an insert the size of the stitching or an inch larger, and cord or piping for the edge. How to finish a pillow.

Thread list

			stitches	skeins of floss
●	**DMC 712**	Cream	10,458	17
■	**DMC 498**	Dark Red	2,860	5
▲	**DMC 783**	Medium Topaz	744	2
◆	**DMC 823**	Dark Navy Blue	692	2
▼	**DMC 312**	Very Dark Baby Blue	512	1
★	**DMC 3822**	Light Straw	472	1
❖	**DMC 3346**	Hunter Green	414	1
X	**DMC 3345**	Dark Hunter Green	362	1
H	**DMC 470**	Light Avocado Green	352	1
+	**DMC 3820**	Dark Straw	34	1

Skeins are estimates, with the two extra rows: the thread a stitch takes on the front and back of 13 mesh canvas, plus 30 percent, rounded up for each color.

Thread colors are approximate screen matches to DMC numbers. Check against real thread before you buy.

For your own stitching, gifts and handmade pieces you sell. Do not resell or share this PDF or copies of it.

Home sweet home, folk birds and hearts

Needlepoint pattern

Columns 1 to 69, rows 1 to 69. Start at the red outline

This page is the dark part of the chart



Key

- ● **DMC 712** Cream
- ■ **DMC 498** Dark Red
- ▲ **DMC 783** Medium Topaz
- ◆ **DMC 823** Dark Navy Blue
- ▼ **DMC 312** Very Dark Baby Blue
- ★ **DMC 3822** Light Straw
- ❖ **DMC 3346** Hunter Green
- X **DMC 3345** Dark Hunter Green
- H **DMC 470** Light Avocado Green
- \+ **DMC 3820** Dark Straw

Home sweet home, folk birds and hearts Needlepoint pattern

Columns 70 to 130, rows 1 to 69. Gray squares: charted already, do not stitch again

This page is the dark part of the chart



Key

- ● **DMC 712** Cream
- ■ **DMC 498** Dark Red
- ▲ **DMC 783** Medium Topaz
- ◆ **DMC 823** Dark Navy Blue
- ▼ **DMC 312** Very Dark Baby Blue
- ★ **DMC 3822** Light Straw
- ❖ **DMC 3346** Hunter Green
- X **DMC 3345** Dark Hunter Green
- H **DMC 470** Light Avocado Green
- \+ **DMC 3820** Dark Straw

Home sweet home, folk birds and hearts Needlepoint pattern

Columns 1 to 69, rows 70 to 130. Gray squares: charted already, do not stitch again

This page is the dark part of the chart



Key

- ● **DMC 712** Cream
- ■ **DMC 498** Dark Red
- ▼ **DMC 312** Very Dark Baby Blue
- ★ **DMC 3822** Light Straw
- ❖ **DMC 3346** Hunter Green
- X **DMC 3345** Dark Hunter Green
- H **DMC 470** Light Avocado Green

Home sweet home, folk birds and hearts

Needlepoint pattern

Columns 70 to 130, rows 70 to 130. Gray squares: charted already, do not stitch again

This page is the dark part of the chart



Key

- ● **DMC 712** Cream
- ■ **DMC 498** Dark Red
- ▼ **DMC 312** Very Dark Baby Blue
- ★ **DMC 3822** Light Straw
- ❖ **DMC 3346** Hunter Green
- X **DMC 3345** Dark Hunter Green
- H **DMC 470** Light Avocado Green