Blueberry tree with two gold birds

Needlepoint pattern | 90 x 90 stitches | 5 x 5 in (12.7 x 12.7 cm) on 18 mesh | 17 colors



How to stitch it



1. Each square is one tent stitch, up at 1, down at 2. Lines in continental, right to left, the canvas upside down for the next row; wide areas in basketweave.
2. Cut 18 in of thread. Start and end it without a knot left behind.
3. Mark the middle of the canvas. It is the outlined square on page 2, column 45, row 45 (DMC 503): start there. Count threads, not holes.
4. Go on from it: picture first, background last. Gray squares are on two pages: stitch them once.
5. Last, two more rows all round in DMC 823: the opening's edge hides them.

First time? How to needlepoint: flossfield.com/needlepoint/guides/how-to-start/
How to read a chart: flossfield.com/needlepoint/guides/how-to-read-a-chart/

What you need

Canvas: blank mono canvas, 18 mesh (18 threads to the inch), cut 9.5 in square (24.1 cm).

Needle: blunt tapestry, size 22. Also masking tape for the cut edges, and small scissors.

Thread: six-strand floss, 17 colors, about 20 skeins in all (an estimate). Stitch with 4 strands (5 or 6 if canvas shows).

Fit it into a lid: the box or tray, acid-free board and backing. Measure the opening first.
How to fit it into a lid.

Thread list, DMC

			stitches	skeins
●	**815**	Medium Garnet	2,586	3
■	**823**	Dark Navy Blue	1,328	2
▲	**503**	Medium Blue Green	1,003	1
◆	**501**	Dark Blue Green	537	1
▼	**3820**	Dark Straw	517	1
★	**3755**	Baby Blue	497	1
❖	**3712**	Medium Salmon	360	1
X	**322**	Dark Baby Blue	308	1
H	**3841**	Pale Baby Blue	294	1
+	**312**	Very Dark Baby Blue	237	1
=	**712**	Cream	138	1
Z	**783**	Medium Topaz	81	1
A	**341**	Light Blue Violet	58	1
V	**970**	Light Pumpkin	46	1
T	**3746**	Dark Blue Violet	40	1
N	**471**	Very Light Avocado Green	36	1
S	**780**	Ultra Very Dark Topaz	34	1

Skeins are estimates, with the two extra rows: the thread a stitch takes on the front and back of 18 mesh canvas, plus 30 percent, rounded up for each color.

Thread colors are approximate screen matches to DMC numbers. Check against real thread before you buy.

For your own stitching, gifts and handmade pieces you sell. Do not resell or share this PDF or copies of it.

Blueberry tree with two gold birds

Needlepoint pattern

Columns 1 to 49, rows 1 to 90. Start at the red outline

This page is the dark part of the chart



Key

- **DMC 815** Medium Garnet
- **DMC 823** Dark Navy Blue
- **DMC 503** Medium Blue Green
- **DMC 501** Dark Blue Green
- **DMC 3820** Dark Straw
- **DMC 3755** Baby Blue
- **DMC 3712** Medium Salmon
- **DMC 322** Dark Baby Blue
- **DMC 3841** Pale Baby Blue
- **DMC 312** Very Dark Baby Blue
- **DMC 712** Cream
- **DMC 783** Medium Topaz
- **DMC 341** Light Blue Violet
- **DMC 970** Light Pumpkin
- **DMC 3746** Dark Blue Violet
- **DMC 471** Very Light Avocado Green
- **DMC 780** Ultra Very Dark Topaz

Blueberry tree with two gold birds

Needlepoint pattern

Columns 50 to 90, rows 1 to 90. Gray squares: charted already, do not stitch again

This page is the dark part of the chart



Key

- **DMC 815** Medium Garnet
- **DMC 823** Dark Navy Blue
- **DMC 503** Medium Blue Green
- **DMC 501** Dark Blue Green
- **DMC 3820** Dark Straw
- **DMC 3755** Baby Blue
- **DMC 3712** Medium Salmon
- **DMC 322** Dark Baby Blue
- **DMC 3841** Pale Baby Blue
- **DMC 312** Very Dark Baby Blue
- **DMC 712** Cream
- **DMC 783** Medium Topaz
- **DMC 341** Light Blue Violet
- **DMC 970** Light Pumpkin
- **DMC 3746** Dark Blue Violet
- **DMC 471** Very Light Avocado Green
- **DMC 780** Ultra Very Dark Topaz