Portuguese rug with carnations

Needlepoint pattern | 178 x 258 stitches | 17.8 x 25.8 in (45.2 x 65.5 cm) on 10 mesh | 13 colors



Thread key, DMC

			stitches	yards	skeins
●	**797**	Royal Blue	11,428	141	18
■	**712**	Cream	9,476	117	15
▲	**939**	Very Dark Navy Blue	5,964	74	9
◆	**3347**	Medium Yellow Green	3,616	45	6
▼	**3832**	Medium Raspberry	3,548	44	6
★	**3822**	Light Straw	2,592	32	4
❖	**895**	Very Dark Hunter Green	2,228	28	4
X	**321**	Red	2,128	27	4
O	**963**	Ultra Very Light Dusty Rose	1,524	19	3
+	**3346**	Hunter Green	1,184	15	2
=	**815**	Medium Garnet	944	12	2
Z	**809**	Delft Blue	772	10	2
A	**3348**	Light Yellow Green	520	7	1

One chart square is one tent stitch over one canvas intersection.

Cut the canvas at least 21.8 x 29.8 in (55.4 x 75.7 cm) for 10 mesh: the design and 2 in (5.1 cm) of margin on every side.

45,924 stitches in all. Start from the center: a red arrow above the chart marks the center column, and one to the left of it the center row. The arrows are on the pages those lines cross.

The chart is on 8 pages, each cut to what is stitched: bare canvas has no page, and a join falls on plain ground where it can. Pages 2 and 3 are turned on their side, for a part that is wider than it is tall. Where chart pages join, gray squares repeat two rows or columns. The small picture at the top of each chart page shows which part it is.

Thread: pearl cotton size 3, 2 strands in the needle on 10 mesh, about 76 skeins of 16.4 yd in all. Or six-strand floss, 8 to 10 strands, about 116 skeins of 8.7 yd; or tapestry wool, 1 strand, about 74 skeins of 8.7 yd; or Persian wool, 3 strands, about 77 skeins of 8 yd. Wool is numbered differently: match it by eye. Needle: tapestry, size 16 or 18.

Yards and skeins are estimates: the thread a stitch takes on the front and back of 10 mesh canvas, plus 30 percent, rounded up for each color (about 571 yards in all, as the thread lies in the needle).

Thread colors are approximate screen matches to DMC numbers. Check against real thread before you buy.

When it is stitched: also have a finisher, or the fabric and cord to make it up yourself. Ask before you stitch the edge: some finishes take extra rows. "Ways to finish needlepoint" is a guide linked from this pattern's page.

For your own stitching, gifts and handmade pieces you sell. Do not resell or share this PDF or copies of it.

Portuguese rug with carnations

Needlepoint pattern

Chart 1 of 8: columns 1 to 89, rows 1 to 71

This page is the dark part of the chart



Portuguese rug with carnations

Needlepoint pattern

This page is the dark part of the chart

Chart 2 of 8: columns 90 to 178, rows 1 to 71; gray squares repeat columns 88 and 89



Portuguese rug with carnations

Needlepoint pattern

Chart 3 of 8: columns 1 to 60, rows 72 to 164; gray squares repeat rows 70 and 71

This page is the dark part of the chart



Key

- DMC 797
- DMC 712 Cream
- DMC 939
- DMC 3347
- DMC 3832
- DMC 3822
- DMC 895
- DMC 321 Red
- DMC 963
- DMC 3346
- DMC 815
- DMC 809
- DMC 3348

Portuguese rug with carnations

Needlepoint pattern

This page is the dark part of the chart

Chart 4 of 8: columns 61 to 119, rows 72 to 164; gray squares repeat columns 59 and 60 and rows 70 and 71



Key

- DMC 797
- DMC 712
- DMC 939
- DMC 3347
- DMC 3832
- DMC 3822
- DMC 321 Red
- DMC 963
- DMC 809
- DMC 3348

Portuguese rug with carnations

Needlepoint pattern

This page is the dark part of the chart

Chart 5 of 8: columns 120 to 178, rows 72 to 164; gray squares repeat columns 118 and 119 and rows 70 and 71



Key

- DMC 797
- DMC 712
- DMC 939
- DMC 3347
- DMC 3832
- DMC 3822
- DMC 895
- DMC 321 Red
- DMC 963
- DMC 3346
- DMC 815
- DMC 809
- DMC 3348

Portuguese rug with carnations

Needlepoint pattern

Chart 6 of 8: columns 1 to 60, rows 165 to 258; gray squares repeat rows 163 and 164

This page is the dark part of the chart



Key

- DMC 797
- DMC 712 Cream
- DMC 939
- DMC 3347
- DMC 3832
- DMC 3822
- DMC 895
- DMC 321 Red
- DMC 963
- DMC 3346
- DMC 815
- DMC 809
- DMC 3348

Portuguese rug with carnations

Needlepoint pattern

This page is the dark part of the chart

Chart 7 of 8: columns 61 to 119, rows 165 to 258; gray squares repeat columns 59 and 60 and rows 163 and 164



Key

- DMC 797
- DMC 712
- DMC 939
- DMC 3347
- DMC 3832
- DMC 3822
- DMC 895
- DMC 321 Red
- DMC 963
- DMC 3346
- DMC 815
- DMC 809
- DMC 3348

Portuguese rug with carnations

Needlepoint pattern

This page is the dark part of the chart

Chart 8 of 8: columns 120 to 178, rows 165 to 258; gray squares repeat columns 118 and 119 and rows 163 and 164



Key

- DMC 797
- DMC 712
- DMC 939
- DMC 3347
- DMC 3832
- DMC 3822
- DMC 895
- DMC 321 Red
- DMC 963
- DMC 3346
- DMC 815
- DMC 809
- DMC 3348