# Chick under a croissant, two bluebirds

Needlepoint pattern | 72 x 72 stitches | 4 x 4 in (10.2 x 10.2 cm) on 18 mesh | 16 colors



## How to stitch it




1. Each square is one tent stitch, up at 1, down at 2. Lines in continental, right to left, the canvas upside down for the next row; wide areas in basketweave.
2. Cut 18 in of thread. Start and end it without a knot left behind.
3. Mark the middle of the canvas. It is the outlined square, column 36, row 36 (DMC 977): start there. Count threads, not holes.
4. Go on from it: picture first, background last. End the thread before crossing another color.
5. Last, two more rows all round in DMC 939: the board's edge hides them.

First time? How to needlepoint: flossfield.com/needlepoint/guides/how-to-start/
How to read a chart: flossfield.com/needlepoint/guides/how-to-read-a-chart/

## What you need

**Canvas:** blank mono canvas, 18 mesh (18 threads to the inch), cut 8.5 in square (21.6 cm).

**Needle:** blunt tapestry, size 22. Also masking tape for the cut edges, and small scissors.

**Thread:** six-strand floss, 16 colors, about 17 skeins in all (an estimate). Stitch with 4 strands (5 or 6 if canvas shows).

**Make it an ornament:** board, thin batting, backing fabric and twisted cord.
How to finish an ornament.

## Thread list, DMC

| | | | stitches | skeins |
|---|---|---|---|---|
| ● | **939** | Very Dark Navy Blue | 1,156 | 2 |
| ■ | **815** | Medium Garnet | 1,016 | 1 |
| ▲ | **470** | Light Avocado Green | 594 | 1 |
| ◆ | **3820** | Dark Straw | 370 | 1 |
| ▼ | **977** | Light Golden Brown | 358 | 1 |
| ★ | **895** | Very Dark Hunter Green | 294 | 1 |
| ❖ | **322** | Dark Baby Blue | 232 | 1 |
| X | **351** | Coral | 214 | 1 |
| H | **746** | Off White | 166 | 1 |
| + | **745** | Light Pale Yellow | 126 | 1 |
| = | **353** | Peach | 120 | 1 |
| Z | **743** | Medium Yellow | 120 | 1 |
| A | **975** | Dark Golden Brown | 118 | 1 |
| V | **300** | Very Dark Mahogany | 110 | 1 |
| T | **3325** | Light Baby Blue | 102 | 1 |
| N | **3826** | Golden Brown | 88 | 1 |

Skeins are estimates, with the two extra rows: the thread a stitch takes on the front and back of 18 mesh canvas, plus 30 percent, rounded up for each color.

Thread colors are approximate screen matches to DMC numbers. Check against real thread before you buy.

For your own stitching, gifts and handmade pieces you sell. Do not resell or share this PDF or copies of it.

# Chick under a croissant, two bluebirds

Needlepoint pattern

Chart: 72 x 72 stitches. Start at the red outline




## Key

- **DMC 939** Very Dark Navy Blue
- **DMC 815** Medium Garnet
- **DMC 470** Light Avocado Green
- **DMC 3820** Dark Straw
- **DMC 977** Light Golden Brown
- **DMC 895** Very Dark Hunter Green
- **DMC 322** Dark Baby Blue
- **DMC 351** Coral
- **DMC 746** Off White
- **DMC 745** Light Pale Yellow
- **DMC 353** Peach
- **DMC 743** Medium Yellow
- **DMC 975** Dark Golden Brown
- **DMC 300** Very Dark Mahogany
- **DMC 3325** Light Baby Blue
- **DMC 3826** Golden Brown